

**FILM
FACTS AND
FIGURES
OF THE
NETHERLANDS**
SEPTEMBER 2013

NEDERLANDS
**FILM
FONDS**



CONTENT

- 4 Introduction
- 5 Key Figures
 - chapter 1
- 7 Production and Financing
 - chapter 2
- 17 Releases
 - chapter 3
- 20 Dutch films internationally
 - chapter 4
- 22 Distribution
 - chapter 5
- 28 Exhibition
 - chapter 6
- 34 DVD / Blu Ray / VOD
 - chapter 7
- 38 TV
 - chapter 8
- 40 Festivals



COLOPHON

This publication contains an overview of the main facts and figures on the production, distribution and exhibition of movies in 2012 and first half of 2013 in the Netherlands. It is published annually by the Netherlands Film Fund. **Compilation** The Netherlands Film Fund (Doreen Boonekamp, Jonathan Mees and Maarten Wijdenes). **Sources** The Netherlands Film Fund, Netherlands Cinema Exhibitors (NVB), Netherlands Cinema Distributors (NVF), Coproduction Fund Domestic Broadcasters (CoBO), Dutch Cultural Media Fund (Media Fund), Rotterdam Media Fund (RMF), Ministry of Education, Culture and Science (OCW), European Audiovisual Observatory (EAO), Netherlands Federation of Producers and Importers of Image and Sound Carriers (NVPI), Central Bureau for Statistics (CBS), Dutch Audience Research Foundation (Stichting Kijkonderzoek), International Union of Cinemas (UNIC), Cinecenter, Danish Film Institute, Flanders Audiovisual Fund (VAF), IFTA, GfK Retail, SplitScreen, Cineserver, IVF, NPO, SBS, Veronica, RTL, VODNED, Marketmonitor Video on demand, Film1, Eye International. **Design** Margo Witte **Printing** RotoSmeets Grafiservices **Published** September 2013 **Cover still** *The Family Way / Alles is Familie*. © The Netherlands Film Fund 2013

2012

€ 244.6m

Total Box Office
see chart 5.1, page 29

20

Independent
distributors

4

majors

see chart 4.4, page 26

€ 105.3m

Total production
activity

€ 92m

Production activity,
feature films shot

see chart 4.4, page 13

43

Dutch majority
feature films,

8

minority feature films,

22

Dutch majority feature documentaries
and

1

minority documentary were
released.

see Key Figures, page 5

€ 35.9m

Box Office Dutch films

see chart 5.5, page 32

41

3D-releases

see Key Figures, page 5

256

Cinemas
(100% digital),
(including 4 open air)

806

screens

see chart 5.4, page 31

406

theatrical releases

see chart 5.5, page 32

30.6m

Cinema admissions,

4.8m

Dutch admissions

15.8%

marketshare

see chart 5.5, page 32

2013

showed a higher
1st half box office of

€ 116.2m

17.4% marketshare
(up from 15.8%)

see Key Figures, page 5

23

Dutch majority and

4

minority feature
releases first half
2013


see Key Figures, page 5

YEAR IN REVIEW

The Netherlands boasts a vibrant film industry with an open attitude towards international co-production. It has a successful track record in the production of feature films for children and of feature-length documentaries. From the perspective of box office performance, admissions and international acclaim, 2012 proved a successful year for Dutch film domestically and abroad.

The year 2012 showed an increase, be it small, in the total number of visitors to Dutch cinema from 30.5 million to 30.6 million. This accounted for gross box office revenues of € 244.6 million (€ 4 million more than the previous year). After the record year 2011 with 22.38% the domestic share in admissions reached 15.8% in 2012. During the first half of 2013 the domestic market share in admissions climbed again to 17.4%.

However, production activity in 2012 dropped in comparison to 2011. Also non-theatrical revenues showed a decline due to a drop in sales and rental of DVD/Blu Ray.



1) Source: NVPI Marktinformatie
 2) Source: IFTA 2013
 3) Source: International Video Federation 2013
 4) Feature films produced, other films released (incl. minority coproductions)
 Source: Netherlands Film Fund

KEY FIGURES THE NETHERLANDS 2012

Population (2012)	16.730.348
Population (2013 - September)	16.805.037
Households	7.3m
Government/ political organisation	Constitutional Monarchy
G.D.P. 2012 (billion €)	607
Regulatory body for media	Ministry of Education, Culture and Science

National funding (available budgets in € 2012)

Subsidies Arts department, Film Fund ¹	36.782.255
Subsidies Arts department, excluding Netherlands Film Fund ²	11.102.917
Subsidies Media department ³	9.861.331
Total government subsidy to cinema activities	57.746.503

Tuschinski Fund (private fund)	3.070.000
--------------------------------	-----------

European funding (granted to Dutch films & projects in € in 2012)

Development and Production support	1.036.529
Distribution and theatres support:	2.458.988
Markets & festivals support	735.000
New technologies support	210.000
Training support	289.000
Total European (MEDIA) support⁴ to Dutch film industry	4.943.330

Production support Eurimages (5 films) ⁵	1.430.000
European coproduction funding (excl Eurimages) ⁵	2.740.689
European coproduction funding (foreign tax credit) ⁵	5.237.944

Production (2012)

Production activity (million €)	105,3
---------------------------------	--------------

Feature films released (2012)

Domestic feature films released ⁶	43
-supported by Film Fund ⁷	36
Minority co-productions released or international premiere	8
-supported by Film Fund	8
Average cost of all domestic feature films (1000 €), excluding 5 low budget films	1.769
Average subsidy (1000 €) ⁷	652

Feature films released (first half of 2013)

Domestic majority features	23
Minority co-productions	4

Documentaries released (2012)

Domestic feature length documentaries	22
-supported by Netherlands Film Fund	19
Minority co-productions	1
-supported by Netherlands Film Fund	1
Average cost of domestic documentary (1000 €) ⁸	303
Average subsidy (1000 €) ⁸	94

Animation⁹

Animation films premiered 2012	8
Minority co-productions supported by Netherlands Film Fund	2
Average cost of an animation (1000 €)	127
Average subsidy (1000 €)	71

Experimental Films⁹

Completed experimental films 2012	24
Average cost (1000 €)	50
Average subsidy (1000 €)	20

Shorts⁹

Completed shorts 2012	11
Average cost (1000 €)	75
Average subsidy (1000 €)	33

Distribution 2012

Number of distributors	24
Number of films released	406
Number of 3D releases	41

Exhibition 2012

Number of cinemas (of which 113 film theaters)	256
Number of screens	806
-digital screens 2K/4K	100%
Number of 3D-screens	381
Number of IMAX-screens	4
Number of seats (x1000)	131
Number of admissions per capita	1,8
Average ticket price (€)	8,01
Average film rental percentage of GBO	40,05%
Cinema admissions / national share	30,6 million
national share: 15,8% in 2012, 17,4% in 1st Half 2013	
GBO / national share (€)	244,6 million
national share: 14,69% in 2012, 16,4% in 1st Half 2013 (€ 116,2m)	

TV & Internet penetration of households

TV penetration	97,5%
Flat-screens (Plasma, LED, LCD, 3D)	71,1%
3D screens	2,3%
Analog cable	41,5%
Digital receiver	51,4%
DVD/Blu ray players	57,5%
Hard disc recorders (DVD-rec. & stand alone)	23,8%
Internet connected TV's	7,4%
Digital receivers + HD recorders	17,9%

Number of VOD platforms in the Netherlands¹⁰

SVOD and TVOD platforms	19
Open channels	44 branded channels, 31 catch up channels, 29 VODCIN channels
VOD platforms in the Netherlands 2012: UPC; ZIGGO; Ster Videotheek; Videoland (plus Mejane, Moviemax); KPN; Tele 2; Ximon; MUBI; Veamer; Directmovie; Cinemalink; Film1; iTunes; Pathe Thuis; HBO	
Number of Dutch households watching VOD, 2012	1.5m
Number of Dutch households watching VOD, 2013	2.5m
Marketshare online VOD	32%
Marketshare cable/IP VOD	68%

Employment Film and TV industry¹¹

direct jobs	32.300
jobs (including indirect and induced)	65.700
1 in every 3 people is self-employed	

- 1) subsidies according to the Cultuurnota, includes contribution Eurimages
- 2) EYE, IDFA, IFFR, Netherlands Film Festival, Holland Animation Film Festival, Cinekid
- 3) contribution to TV film, feature films, feature length documentaries, talent schemes through Public Broadcasters, CoBO, Mediafund
- 4) MEDIA Desk Nederland (www.mediadesknederland.eu)
- 5) chart 1.4
- 6) including co-productions
- 7) Neth. Film Fund Supplementary Regulations + Film Fund: 12 films; Film Fund Supplementary Regulations only: 2 films; Film Fund only: 22 films
- 8) 29 domestic titles, 26 supported by the Netherlands Film Fund of which 7 titles not released
- 9) Netherlands Film Fund subsidised projects only
- 10) Source: VodNed, European Observatory 2013, Film 1, Marketmonitor VOD
- 11) Oxford Economics, Survey 2013

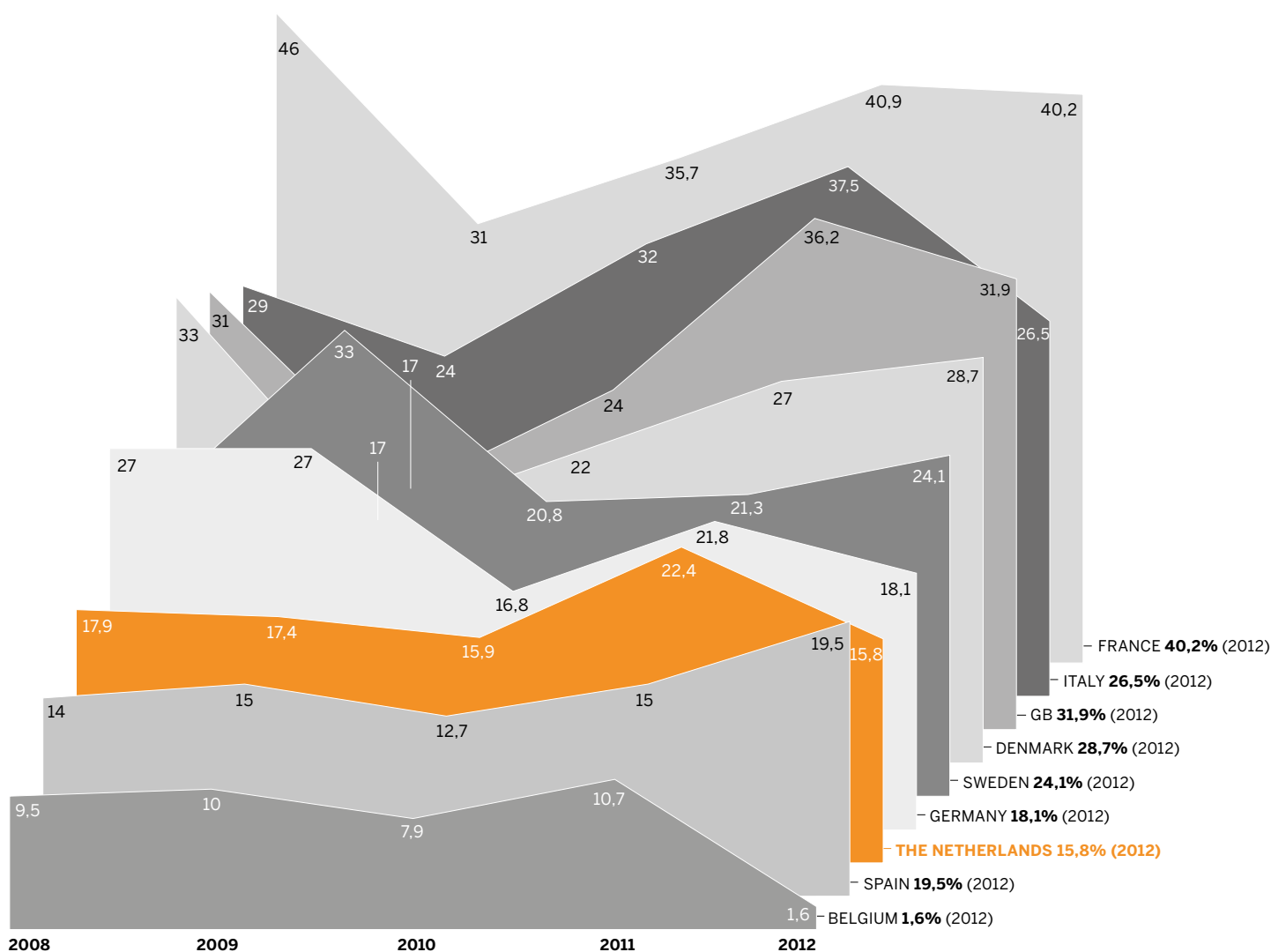
MARKET SHARES IN ADMISSIONS DOMESTIC PRODUCTIONS

key fact

15.8% MARKET SHARE DUTCH FILMS

Germany, Spain, Denmark, and Sweden showed growth in their domestic market shares whereas other countries showed a drop, most significantly Belgium to an estimated 1.6%.

Source: European Audiovisual Observatory





€92m

56 feature films
production activity, shot in 2012,
including minority coproductions

€105.3m

total production activity, incl. docs, shorts,
experimental and animation (2012)

31

Dutch features shot in The Netherlands (2012)

12

Dutch feature productions shot
abroad for € 27.27m (2012)

see chart 1.3

€ 82.5m

production value
Dutch feature film
releases (2012)

see chart 1.4

31% to 56%

production support
for non features by the
Netherlands Film Fund
(2012)

see chart 1.2

chapter

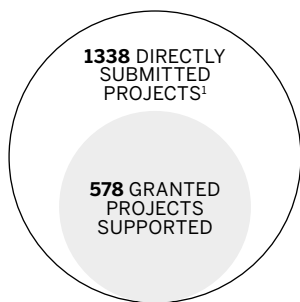
1

PRODUCTION AND FINANCING

€ 38.5m

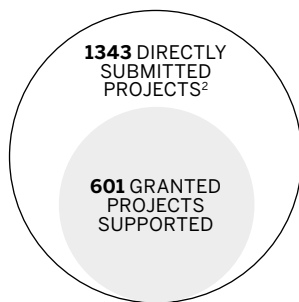
funding for films
and activities by the
Netherlands
Film Fund (2012)

see chart 1.1



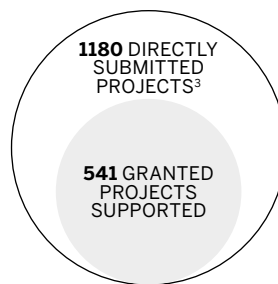
2009
TOTAL ALLOCATED
BUDGET € 38.113.701

1) In addition 185 partner projects were processed



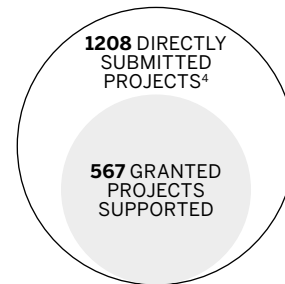
2010
TOTAL ALLOCATED
BUDGET € 36.677.193

2) In addition 289 partner projects were processed



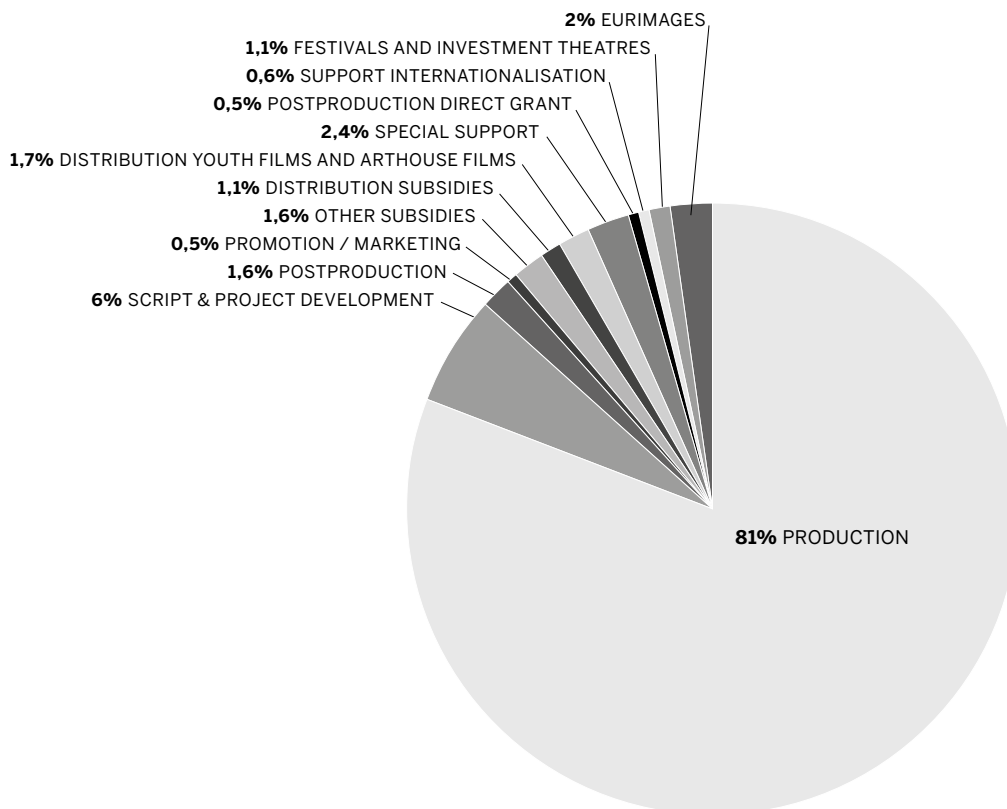
2011
TOTAL ALLOCATED
BUDGET € 37.646.186

3) In addition 123 partner projects were processed



2012
TOTAL ALLOCATED
BUDGET € 38.478.191

4) In addition 86 partner projects were processed



1.1

FILM FUND BUDGETS & ACTIVITIES 2012

key fact
€ 38.5M FUNDING FOR FILMS AND ACTIVITIES BY THE NETHERLANDS FILM FUND

Netherlands Film Fund support is offered at all stages of the film development and production process for features, documentaries, animation films, experimental films and shorts. In 2012, 567 were given funding. This totalled 38,478,191 euros.

Partnerprojects: HBF+, Teledoc, One Night Stand are submitted through a partner and processed by the Fund.
Source: Netherlands Film Fund

Projects submitted for Eurimages for which The Netherlands Film Fund is the Dutch delegate are respectively in 2009 (109), in 2010 (125), in 2011 (139), in 2012 (359) of which Dutch minority and majority granted projects: 7 (€ 2.19m 2009), 3 (€ 640.000 2010) 11 (€ 2.68m 2011), 5 (€ 1.43m 2012).

	2009	2010	2011	2012
Projects submitted for Eurimages for which the Netherlands Film Fund is the Dutch delegate:	109	125	139	359
Dutch minority and majority granted projects by Eurimages:	7 (€2.19m)	3(€0.64m)	11(€2.68m)	5 (€1.43m)

Budget 2012		submitted	granted	granted %	spent amount	spent %
Submissions and expenditures per category and subsidy type						
Feature Films support						
Production						
• Mainstream / commercial	Production support majority co-productions	16	7	44%	3.010.000	10,0%
	Production support commissioner	3	3	100%	1.330.000	4,4%
	Supplementary regulations	22	20	100%	12.059.939	39,9%
	Telescoop	8	2	25%	1.157.140	3,8%
	Total mainstream / commercial	49	32		17.557.079	58,1%
• Arthouse / cross-over	Production support majority co-productions	13	9	69%	4.390.000	14,5%
	Production support commissioner	4	4	100%	1.480.000	4,9%
	De Oversteek	5	3	60%	1.200.000	4,0%
	De Verbeelding	38	3	8%	510.000	1,7%
	Total arthouse / cross-over	60	19		7.580.000	25,1%
• Minority co-productions	Production support minority co-productions	29	15	52%	1.535.000	5,1%
Development						
	Script & project development	138	71	51%	825.290	2,7%
	Commissioner artistic film	45	20	44%	267.500	0,9%
	Commissioner commercial film	38	18	47%	201.200	0,7%
	One Night Stand	108	15	14%	140.000	0,5%
	De Oversteek	44	18	41%	168.000	0,6%
	Prime4kids&Family	2	2	100%	37.600	0,1%
	Writer's scheme / Vrijplaats schrijvers	47	5	11%	100.000	0,3%
Other support						
	Post-production	6	4	67%	237.165	0,8%
	Promotion / Marketing	13	11	85%	193.366	0,6%
	One Night Stand	15	8	53%	220.000	0,7%
	Short fiction	104	11	11%	605.829	2,0%
	Other	17	17	100%	541.705	1,8%
Total Feature Film		715	266		30.209.734	100%
Documentary						
	Production	27	14	52%	1.353.000	47,0%
	Minority co-productions	8	3	38%	150.000	5,2%
	Teledocs	7	7	100%	735.000	25,5%
	Wildcards	22	3	14%	141.000	4,9%
	Script development	27	11	41%	145.760	5,1%
	Post-production	6	3	50%	115.300	4,0%
	Other activities	8	8	100%	60.313	2,1%
	Cinemanet / Cinema Delicatessen	2	2	100%	180.000	6,2%
Total Documentary		107	51		2.880.373	100%
Animation						
	Production	15	8	53%	385.336	45,4%
	Minority co-productions	3	3	100%	148.500	17,5%
	Production Ultrakort	20	4	20%	104.000	12,2%
	Development	10	6	60%	80.029	9,4%
	Development Commissioner	2	2	100%	100.000	11,8%
	Other support	7	5	71%	31.179	3,7%
Total Animation		57	28		849.044	100%
Experimental film						
	Production	31	12	39%	591.016	60,9%
	Development	26	11	42%	62.585	6,4%
	Post-production	39	18	46%	245.211	25,3%
	E-culture	6	2	33%	72.000	7,4%
Total Experimental Film		102	43		970.812	100%
Submissions and allocations per subsidy type						
Production						
	Script & project development	487	179	37%	2.127.964	6%
	Production	396	141	36%	31.177.760	81%
	Post-production	51	25	49%	597.676	1,6%
	Promotion / Marketing	12	11	92%	193.366	0,5%
	Other subsidies/Overige bijdragen	32	30	94%	633.197	1,6%
	Eurimages				909.010	2%
Distribution						
	Distribution subsidies/Distributiebijdragen	19	18	95%	430.451	1,1%
	Distribution youth films and arthouse films	49	30	61%	644.991	1,7%
	Cinemanet/Cinema Delicatessen	2	2	100%	180.000	0,5%
Activities						
	Special projects	115	100	87%	924.526	2,4%
	Support internationalisation	6	6	100%	219.750	0,6%
	Festivals and investment theatres	39	25	64%	439.500	1,1%
Total		1.208	567		38.478.191	100%

1.2

DUTCH DOCUMENTARIES, ANIMATION, EXPERIMENTAL FILMS AND SHORTS - RELEASES 2012

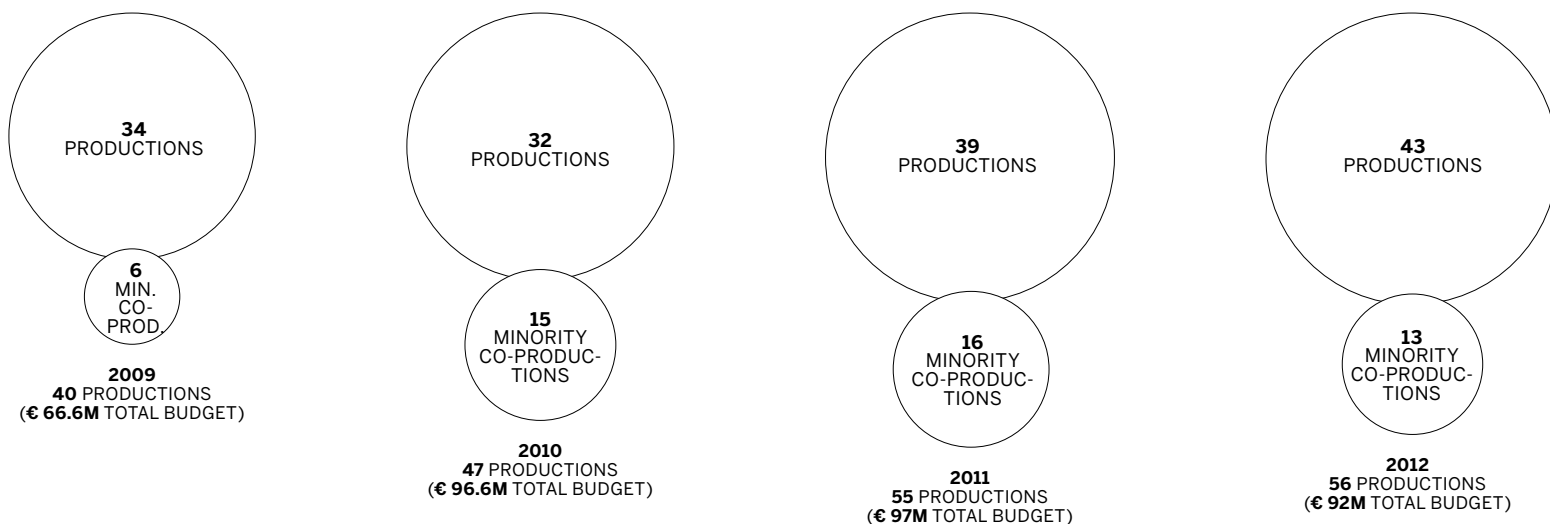
key fact
**31% TO 56% PRODUCTION
SUPPORT FOR NON FEATURES
BY THE NETHERLANDS FILM
FUND**

On average the Netherlands Film Fund support dropped to 31% (from 43% in 2011) for documentary production costs, increased to 56% (from 44% in 2011) for animation production costs, remained stable at 44% for shorts and slightly dropped to 39% (44% in 2011) for experimental film production costs.

1) as per 21.07.2012
AMF-Amstel Film / CD-Cinema Delicatessen / CNA-Cinéart
/ AFD-A-Film Distribution / CM-Cinemien / e.b.-Privately
Distributed
Source: Netherlands Film Fund

	Production company	director	Production costs € (1000s)	Film Fund subsidy € (1000s)	%	international participation	distributor	release (date) public cinema (dd-mm-yy)	admissions	
Documentary										
	900 days / 900 dagen	Zeppers Film & TV	Jessica Gorter	304	130	43%	AMF	12/01/2012	5.353	
	Wavumba, they who smell of fish / Wavumba	SNG Film	Jeroen van Velzen	278	105	38%	AMF	16/02/2012	296	
	Things that matter / Alles van waarde	Pieter van Huystee Film & TV	Frans Bromet	300	128	43%	CD	23/02/2012	3.534	
	Paradiso, an Amsterdam stage affair / Paradiso	Zeppers Film & TV	Jeroen Berkvens	459	170	37%	CNA	08/02/2012	764	
	I am a woman now	De Familie	Michiel van Erp	623	178	29%	CD	15/03/2012	2.402	
	Anton Corbijn: Inside out	LEV Pictures	Klaartje Quirijns	417	80	19%	IFB / VAF	AFD	22/03/2012	5.894
	Life? Or theatre? / Leven? Of theater?	Quintus Film	Frans Weisz	413	90	22%	CM	12/04/2012	1.917	
	Shock head soul	Submarine Rotterdam	Simon Pummell	255	80	31%	UK	CD	26/04/2012	1.113
	Gozaran - Time passing	Pieter van Huystee Film & TV	Frank Scheffer	370	42	11%	3Sat	CD	06/07/2012	998
	The Van Waveren tapes / De Van Waveren tapes	Hazazah Pictures	Willem van der Aar	258	99	38%	CD	21/06/2012	794	
	F.I.S.H.I.N.G. / V.I.S.S.E.N.	Windmill Film	Pieter-Rim de Kroon	329	105	32%	AMF	30/08/2012	1.265	
	Berlin Diary / Berliner Tagebuch	Casafilm	Rosemarie Blank	73	24	33%	AMF	13/09/2012	662	
	Mussels in love / L'Amour des Moules	TrueWorks	Willemiek Kluijfhout	314	110	35%	VAF	CD	27/09/2012	2.042
	Guerrilla grannies	DNU Film	Ike Bertels	240	50	21%	AMF	11/10/2012	115	
	Killed in action / Gesneuveld	Pieter van Huystee Film & TV	Robert Oey	300	105	35%	CD	11/10/2012	1.145	
	Wrong time, wrong place	Cobos Films	John Appel	428	123	29%	e.b.	14/11/2012	5.535	
	Dream & Deed / Droom en Daad	SNG Film	Anette Apon	155	66	43%	AMF	22/11/2012	1.119	
	Sol Lewitt	Doc. eye Film	Chris Teerink	209	50	24%	AMF	06/12/2012	810	
	The Baby / De Baby	Hell-O Films	Deborah van Dam	170	20	12%	CD	20/12/2012	2.543	
Total 19 majority (co)productions										
	One fine day	Eyeworks Film & TV Drama	Klaas Bense	366	100	27%	VAF			
	Scena del crimine	Zeppers Film & TV	Walter Stokman	291	110	38%				
	Immer Fernweh	Delpeut & De Ruiter	Peter Delpeut	120	80	67%				
	Justice for sale	IFPRODUCTIONS	Ilse van Velzen	305	74	24%	Sundance / Tribeca			
	The secret of HEMA / Het geheim van de HEMA	In-Soo Productions	Yan Ting Yuen	302	105	35%				
	The Sex Police / De Sekspolitie	KeyDocs	Roy Dames	296	105	35%				
	I want my money back / Ik wil mijn geld terug	Pieter van Huystee Film & TV	Leo de Boer	298	105	35%				
	Total 7 non released majority (co)productions			7.873	2.434	31%				
	Vivan las antipodas	Lemming Film	Victor Kossakovsky	1.488	50	3%	DE	CD	16/08/2012	7.730
	Total 1 minority coproduction			1.488	50					
Non-Film Fund releases										
	The sound of the Bandonéon / El sonido del Bandonéon	Selfmade Films / NTVF	Jiska Rickels	NA			e.b.	09/02/2012		
	Off the grid	Submarine	Alexander Oey	NA			CD	08/03/2012	47	
	Live to be hundred / Ik wil graag 100 worden	Paul Hegeman Prods	Paul Hegeman	NA			CD	14/11/2012	861	
	Subtotal			9.361	2.484				46.078	
	Average major (co)productions			303	94	31%				
Animation										
	A direct film farewell	il Luster Films	Oerd van Cuijlenborg	53	38	72%				
	Chase 3D	Valk Producties	Adriaan Lokman	53	25	47%				
	Farmer Jack / Boer Jansen	il Luster Films	Arjan Wilschut	176	127	72%				

	production company	director	production costs € (1000s)	Film Fund subsidy € (1000s)	%	international participation
Deep shit	Pedri Animation	Martin Draax	170	132	78%	
How Dave and Emma got pregnant	il Luster Films	Joost Lieuwma	51	8	16%	
Junkyard	il Luster Films	Hisko Hulsing	280	143	51%	VAF
Tears of steel	Blender Institute	Ian Hubert	345	60	17%	
Self Portrait / Zelfportret	il Luster Films	Thomas Colthof	126	118	94%	
Total 8 majority (co)productions			1.254	651	52%	
Emilie	LEV Pictures	Olivier Pesch	359	50	14%	LU/BE
Aalterate	Valk Producties	Christobal de Oliveira	212	28	13%	FR
Total 2 minority coproductions			571	78		
Ultrakort						
Aurora	Mooves	Aimée de Jongh	67	50	75%	
Granny Lane	il Luster Films	Daniel Dugour	67	50	75%	
Chopper	LEV Pictures	Lars Damoiseaux	67	50	75%	
Snapshot / Kiekje	Breinmonster Animatie Producties	Arthur van Merwijk	67	50	75%	
Subtotal			2.093	929		
Average major (co)productions			127	71	56%	
Experimental film / short documentaries						
I used to dance	Motion Works	Femke Kramer	126	60	48%	
Human Birdwings (e-culture)	Revolver	Floris Kaayk	75	12	16%	
Mr & Mrs Gunya	Astrid Bussink	Astrid Bussink	7	6	86%	
Cranespotting	Wilko Bello	Wilko Bello	24	19	79%	
Nation for Two	Family Affair Films	Chaja Hertog, Nir Nadler	110	73	66%	
What it seems to be	Sarah Payton	Sara Payton	14	6	43%	
Janus	Erik van Lieshout	Erik van Lieshout	51	6	12%	
Innner space / Outer space	Yasmijn Karhof	Yasmijn Karhof	31	11	35%	
Rayfish	Stichting All Media	Koen van Mensvoort, Ton Meijdam	98	39	40%	
A-Coustic	Stichting Stimmt	Barbara van Loon	48	35	73%	
Deep Red	Esther Urlus	Esther Urlus	7	5	71%	
We lived our ordinary lives	Daya Cahen	Daya Cahen	25	12	48%	
Bellicher: Cel transmedia thriller (e-culture)	Submarine	Esther Wouda	89	65	73%	
Waiting for P.O. Box	Bassam Checkhes Productions	Bassam Checkhes	100	15	15%	
Buitenlanders / Foreigners / Ausländer	Schaftkip Films	René Houwen, Joren Molter, Thijs Gloger	40	10	25%	
Closing Time	Devore Films	Brian de Vore	10	6	60%	
Into Spring	Carambolas Films	Udo Prinsen	30	15	50%	
Code A1	Revolver	Rolf van Eijk	48	13	27%	
Green Film Making Competition: 6 titles						
Balance / De Balans	Deepeei Productions & Act2Act	Mark Ram	54	10	19%	
Flirt	Blue Dolphin Entertainment Group	Gabriel Bauer	44	10	23%	
Geslaagd	Armadillo Film	Titia Rieter	23	10	43%	
Climax / Hoogtepunt	Flinck Film	Joris van den Berg	72	10	14%	
Life / Leven	NFI Producties	Anielle Webster	32	10	31%	
When things stopped being spontaneous that's when they start going wrong	NFI Producties	Wouter van Couwelaar	33	10	30%	
Subtotal 24 productions			1.191	468		
Average			50	20	39%	
Shorts						
Amstel	Volt Films	Jaap van Eyck	74	33	45%	
Arash	LEV Pictures	Michaël Sewandono	74	33	45%	
Goodbye Mister De Vries / Dag meneer De Vries	Viking Film	Mascha Halberstad	74	33	45%	
Sober up / Kansloos	Stetz Film	Joris van den Berg	74	33	45%	
Life is beautiful	Caviar Amsterdam	Ben Brand	78	33	42%	
Man in suit / Man in pak	Eyeworks Film & TV Drama	Anna van der Heide	74	33	45%	
No vacancy	Waterland Film	Michiel van Jaarsveld	74	33	45%	
Smoke like a Turk / Roken als een Turk	IJswater Films	Remy van Heugten	75	33	44%	
Show me love	Keren Cogan prod./Phanta Vision Development	Peter Hoogendoorn	74	33	45%	
Sevilla	Baldr Film	Bram Schouw	74	33	45%	
Wil	Popov Film	Sander Burger	75	33	44%	
Subtotal			820	363		
Average			75	33	44%	
Total of projects with funding			13.465	4.244		
Average			184	58		



1.3 PRODUCTION ACTIVITY DUTCH FEATURE FILMS SHOT IN 2012

key facts

€92M, 56 FEATURE FILMS PRODUCTION ACTIVITY

31 FEATURES SHOT IN THE NETHERLANDS FOR € 48.8M

12 DUTCH FEATURE PRODUCTIONS SHOT ABROAD FOR € 27.27M

In 2012 in total 56 films were shot representing a total production activity of € 91.96m (2011: € 96.92). Of this total 31 feature films (including co-productions) were shot wholly or mainly in the Netherlands representing € 48.83m (2011: € 36.21m). These are 7 films more than the previous year. Out of all 43 Dutch productions 12 films (excluding co-productions) were shot wholly or mainly abroad (15 the previous year). The Netherlands participated in 13 minority international feature productions in 2012 (2011:16), representing a value drop from € 23.17m to € 15.86m.

1) estimated budget
Source: Netherlands Film Fund

title	production companies	budget (€ mil.)	subsidy	coproducing countries	foreign tax credit (x1000 €)	start shoot
Dutch productions shot mainly or wholly in The Netherlands						
1 Class Of Fun / Mees Kees	PV Pictures	1,00	FF/PBF			18/02/12
2 Toegetakeld Door De Liefde	Studio Rev	0,25	RMF			29/02/12
3 Sint & Diego: de magische Bron van Myra	AM Pictures	0,50				25/03/12
4 Bellicher: Cel	Pupkin Film	1,99	FF/PBF			25/03/12
5 The Family Way / Alles is Familie	Topkapi Films	3,41	FF/FFSR/PBF			30/03/12
6 Mike Says Goodbye! / De Groeten van Mike!	Shooting Star Filmcompany	1,44	FF/FFSR			31/03/12
7 Ushi Must Marry	Talent United	2,36	FFSR		€ 400	12/04/12
8 The Marathon / De Marathon	Eyeworks Film & TV Drama	2,34	FFSR			14/04/12
9 De Club van Sinterklaas & Het Geheim van de Speelgoedokter	TDMP	0,55	FFSR			01/07/12
10 Farewell To The Moon / Afscheid van de Maan	Column Film	0,94	FF/PBF			17/07/12
11 Bobby And The Ghost Hunters / Bobby en de Geestenjagers	Lagestee Film	1,40	FFSR/PBF		€ 408	23/07/12
12 Valentino	Lemming Film	1,48	FFSR/PBF		€ 180	26/07/12
13 Young / Jong	De Productie	0,80	FF			27/07/12
14 Leve Boerenliefde!	Hector	0,92	FFSR			17/08/12
15 Wolf	Habbekrats	1,00	FF/PBF			08/10/12
16 Greetings From The Chemo / Groeten van de Chemo	BosBros Film-TV	1,00	FF/PBF			19/10/12

title	production companies	budget (€ mil.)	subsidy	coproducing countries	foreign tax credit (x1000 €)	start shoot
17 Regret! / Spijt!	Shooting Star Filmcompany	1,20	FF/PBF			23/10/12
18 Daylight / Daglicht	Eyeworks Film & TV Drama	2,29	FFSR/PBF			02/11/12
19 The Dinner / Het Diner	Eyeworks Film & TV Drama	2,00	FF			02/11/12
20 Helium	Topkapi Films	0,94	FF/PBF			13/11/12
21 A Man's Heart / Mannenharten	NL Film	1,95	FFSR		€ 167	12/11/12
22 App	2CFILM	1,50	FF			13/11/12
Total (22 films)		31,26				
Dutch productions shot mainly or wholly abroad						
1 Het grote Avontuur van Joris & Boris	SRSP Films	0,28				03/02/12
2 Loving Ibiza / Verliefd op Ibiza	Farmhouse Film & TV, Nijenhuis & Co	2,69	FF/FFSR/PBF		€ 200	03/05/12
3 Die Welt	Schaftkip Films/Alex Pitstra Media	0,33	FF			07/2012
Total (3 films)		3,30				
Majority Dutch international co-productions shot mainly or wholly in The Netherlands						
1 It's All So Quiet / Boven is het Stil	Two Donkeys	2,00	FF/PBF/NRW/DFFF/EUR	Germany		06/03/12
2 A Long Story	Circe Films	1,03	FF/PBF	Romania		19/04/12
3 The Resurrection Of A Bastard / De Wederopstanding van een Klootzak	Topkapi Films	1,65	FF/PBF/VAF	Belgium	€ 240	11/05/12
4 Borgman	Graniet Film	3,24	FF/PBF/VAF/DFI/EUR	Belgium, Denmark	€ 350	09/07/12
5 Chez Nous	BosBros Film-TV	3,86	FF/FFSR/PBF	Belgium	€ 1.061	27/07/12
6 Nude area	Topkapi Films	0,96	FF/PFI	Poland		23/08/12
7 Cornea	NFI Producties	1,24	FF/PBF/HSH	Germany		14/09/12
8 Madly In Love / Smoorverliefd	JWP Scholte Beheer	2,27	FFSR	Belgium	€ 375	02/10/12
9 In jouw Naam	Lemming Film	1,32	FF/VAF/CDM	Belgium, France	€ 150	26/11/12
Total (9 films)		17,57				
Majority Dutch international co-productions shot mainly or wholly abroad						
1 Frankenstein's Army ¹	Pellicola	0,70		United States		05/03/12
2 &ME	Phanta Vision Film	3,49	FF/PBF/VAF/BI/NRW/EUR	Belgium, Germany	€ 904	10/04/12
3 To Be King / Koning van Katoren	Kasander Film	5,57	FF/FFSR/PBF/RMF/BLS	Belgium, Italy	€ 814	16/04/12
4 The Blitz / Het Bombardement	Fu Works Productions, Talent United	5,00	FF/FFSR/PBF	Belgium, Hungary	€ 1.021	08/05/12
5 Supernova	IJswater Films/Revolver	1,43	FF/RMF/VAF/NM/HSH	Germany, Belgium		13/08/12
6 A Christmoose Story / Midden in de Winternacht	Lemming Film	2,61	FFSR/SWI/FPN	Sweden, Belgium	€ 330	15/08/12
7 Land	Augustus Film	1,65	FF/PBF/VAF/CFWB/MBB/EUR	Belgium, Germany		15/10/12
8 Tula The Revolt	Fisheye Media	2,40		Netherlands Antilles		15/10/12
9 Koeraaj Koeraaj	Volya Films	1,12	FF/RMF	Kyrgyzstan		23/10/12
Total (9 films)		23,97				
Total Dutch productions (43 films)		76,10				
Minority Dutch international co-productions shot mainly or wholly abroad						
1 The Fifth Season / La cinquième Saison	Molenwiek Film	2,09	FF/VAF/FCB/EUR	Belgium		09/01/12
2 Lifelong	Kaliber Film / Augustus Film	0,93	FF/TMCT/MBB/EUR	Turkey, Germany		27/02/12
3 Heli	Lemming Film	1,18	FF/EFIC/FOP/NRW/FSCNC	Mexico, Germany, France, US		27/02/12
4 82 Days In April	Circe Films	1,20	FF/VAF	Belgium		04/03/12
5 Layla Fouri	Topkapi Films	2,94	FF/NRW/MBB/DFFF/EUR	Germany, France, South Africa		05/03/12
6 Frits & Franky ¹	Independent Productions	0,70		Belgium		03/08/12
7 Just In Time For Something	Phanta Vision Film	1,08	FF/VAF/FCB	Belgium		13/08/12
8 Blind	Lemming Film	1,90	FF/NFI	Norway		27/08/12
9 Drift	Revolver	0,50	FF/VAF	Belgium		09/12
10 The Blue Wave	Family Affair Films	0,75	HBF/TCMT/HSH/EUR	Turkey, Greece, Germany		01/10/12
11 Deep In A Dream Of You	De Productie	1,03	FF/VAF	Belgium		23/10/12
12 The Third Bank	Waterland Film	0,92	HBF/INCAA/MBB/WCFB	Argentina, Germany		29/10/12
13 In What City Does It Live	Volya Films	0,64	HBF/FINAS/WCFB/TOR	Malaysia, Germany, France		09/11/12
Total (13 films)		15,86				
Foreign films shot partly or wholly in The Netherlands						
no activity registered						
Total number of films: 56		91,96				

FF-Netherlands Film Fund/RMF-Rotterdam Media Fund/PBF-Public Broadcasting Fund/FFSR-Film Fund Supplementary Regulations/HB-Hubert Bals Fund/VAF-Flemish Filmfund/NRW-Film und Media Stiftung NRW/DFFF-Deutsche Filmförderfonds/Eur-Eurimages/MBB-Medienboard Berlin-Brandenburg/SHS-Filmförderung Hamburg Schleswig-Holstein/FCB-French Community of Belgium/IFB-Irish Film Board/PFI-Polish Film Institute/SWI-Swedish Film Institute/NFI-Norwegian Film Institute/BI-Bruxellimage/CDM-CNC World Cinema Fund/NM-Nordmedia Niedersachsen/Bremen/BLS-Business Location Süd Tirol/INCAA-Instituto Nacional de Cine y Artes Audiovisuales Argentina/FSCNC-Fonds Sud CNC/FPN-FilmPool Nord/TMCT-Turkish Ministry of Culture & Tourism/EFIC-Eficine Mexico/FOP-Foprocine Mexico/FINAS-National Film Development Corporation Malaysia/WCFB-World Cinema Fund Berlin/TOR-Torino Filmfab

1.4

FINANCING OF DUTCH FEATURE FILMS RELEASED 2012

key fact

**€ 70.8M PRODUCTION VALUE
DUTCH FEATURE RELEASES**

The 36 Dutch feature releases in 2012 cost € 66.3m to produce (2011: 59.5), of which production support of € 23.5m (2011: € 24m) was contributed by the Netherlands Film Fund (35,4%). Contributions were also derived from private investors, regional and European funding, broadcasters (CoBO, Media Fund) and foreign tax incentives.

Source: Netherlands Film Fund

New theatrical releases 2012 in release date order

Manslaughter / Doodslag
 Süskind
 Black Out
 Cool Kids Don't Cry / Achtste Groepers huilen niet
 Tony 10
 Lena
 Nick
 Taped
 A Good Death / De goede Dood (grant less than 0.5K)
 170 Hz
 Plan C
 Quiz
 Hemel
 My Adventures By V. Swchwrn / Mijn Avonturen door V. Swchwrn
 Snackbar
 Kauwboy
 Jackie
 Fidgety Bram / Brammetje Baas
 The Renovation / De Verbouwing
 Deal
 Portable Life
 The Zigzag Kid / Nono, het Zigzagkind
 Class of Fun / Mees Kees
 De Club van Sinterklaas & Het Geheim van de Speelgoedokter
 Silent City
 Bellicher: Cel
 My Dad's A Detective - The Battle / MVIED - The Battle
 Only Decent People / Alleen maar nette Mensen
 Domino Effect / Het Domino Effect
 The Marathon / De Marathon
 Milo
 The Girl And Death / Het Meisje en de Dood
 The Family Way / Alles is Familie
 To Be King / Koning van Katoren
 Mike Says Goodbye! / De groeten (van Mike)
 The Blitz / Het Bombardement

Total 36 majority (co)productions

Non-Film Fund releases

Als je Verliefd wordt
 Kill Zombie! / Zombibi
 Sprookjesboom De Film
 Webcam
 The Nobel Prize Winner / De Nobelprijswinnaar
 Joris & Boris en het Geheim van de Tempel
 Sint & Diego: De Magische Bron van Myra

Total 7 majority (co)productions

Total 43 majority (co)productions

Abrir Puertas y Ventanas
 Time Of My Life / Tot altijd
 Somewhere Tonight
 Our Grand Despair
 Little Black Spiders
 The Broken Circle Breakdown
 Istanbul
 Los últimos Cristeros
 Dark Blood (only for completion of the film)

Total 8 minority coproductions (minus Dark Blood)


Grand total 51 films

production company	production costs € (1000s)	Netherlands Film Fund subsidy € (1000s)	Netherlands Film Fund Supplementary Regulations € (1000s)	total Netherlands Film Fund	%	production costs majority co-productions NL € (1000s)	producers investment NL € (1000s)	private investors NL € (1000s)	regional funding NL € (1000s)	NL broadcasters € (1000s)	admissions bonus scheme Tuschinski Fund € (1000s)	European public funding € (1000s)	foreign tax incentives € (1000s)	other private equity including MGS	
Pupkin Film	980	50		50	5,1%	980			60	790				80	
Fu Works Productions / Cadenza	4.502	629	1.345	1.974	43,8%	4.502	145	500		1248		50	225	360	
Hazazah / Orange	917	49		49	5,3%	917	38			790				40	
Rinkel Film / Bijker	1.725	403		403	23,4%	1.725	111			383		168	348	312	
Lemming Film	3.834	626		626	16,3%	3.834	140			1.248		1.240	190	390	
Isabella Films / N279 Entertainment	1.770	650		650	36,7%	1.770	113		100	302		113	335	157	
Topkapi Films	638	486		486	76,2%	638	42		90					20	
NL Film	985	120		120	12,2%	985		214		287		113		251	
Wallis Filmproducties / Electric Zoo	407			-	0,0%	407								407	
Column Film	862	395		395	45,8%	862		25		432				10	
LEV Pictures	900	70		70	7,8%	900	126	260		95				349	
TDMP	1.808	350	541	891	49,3%	1.808	231	130		361		20		175	
Circe Films	1.020	407		407	39,9%	1.020	70		100	442		1		-	
Flinck Film	1.399	707		707	50,5%	1.399	30		72	530		20		40	
Lemming Film / Volya Films	625	469		469	75,0%	625	51		100	5				-	
Waterland Film & TV	1.018	488		488	47,9%	1.018				480				50	
Eyeworks Film & TV Drama	2.650	633		633	23,9%	2.650	789				91	50	320	767	
BosBros. Film-TV	1.250	576		576	46,1%	1.250	55			483		36		100	
Column Producties	2.000	320	579	899	45,0%	2.000					116		385	600	
Column Producties	222	22		22	9,9%	222	89	12						99	
Fu Works Productions	711	60	266	326	45,9%	711	90					265		30	
BosBros. Film-TV / Isabella Films	4.835	835	1.403	2.238	46,3%	4.835	347	111		341		781	642	375	
PV Pictures	1.005	386		386	38,4%	1.005	25			294				300	
TDMP	547		63	63	11,5%	547	48	200				36		200	
KeyFilm	1.398	538		538	38,5%	1.398	81			284			445	50	
Pupkin Film	1.985		511	511	25,7%	1.985	148			1143		33		150	
A'dam Films	950	75		75	7,9%	950	335	75		290		25		150	
Topkapi Films	1.685	487	405	892	52,9%	1.685	130			262		108		293	
Kasander Film	1.317	702		702	53,3%	1.317	84		225	256				50	
Eyeworks Film & TV Drama	2.335	39	695	734	31,4%	2.335		936			111			554	
Fu Works Productions	2.100	300	630	930	44,3%	2.100						425	577	168	
Jos Stelling Films	2.493	750		750	30,1%	2.493	383			226		917		217	
Topkapi Films	3.410	622	926	1.548	45,4%	3.410	188			1248		70	32	324	
Kasander Film	5.570	730	1.281	2.011	36,1%	5.570	220		200	425		250	814	1.650	
Shooting Star Filmcompany	1.444	375	359	734	50,8%	1.444	115	259				111		225	
Fu Works Productions / Talent United	5.000	648	458	1.106	22,1%	5.000	161	1457		548		41	50	958	679
	66.297	13.997	9.462	23.459	35,4%	66.297	4.385	4.179	947	13.193	859	4.414	5.239	9.622	
Nedfilm & Television	1.580					1.580				508					
Talent United	550					550									
De Efteling	1.470					1.470									
Smit&Jansen	10					10									
Viaggio Film	150					150									
SRSP Films	280					280									
AM Pictures/Dutch Filmworks	500					500									
	4.540					4.540				508					
	70.837					70.837				13.701					
Waterland Film & TV	788	50		50	6,3%	788									
Flinck Film	2.115	200		200	9,5%	2.115									
Column Productions	1.000	100		100	10,0%	1.000									
Circe Films	965	50		50	5,2%	965									
Topkapi Films	2.049	200		200	9,8%	2.049									
Topkapi Films	2.300	150		150	6,5%	2.300									
Phanta Vision Film	1.394	140		140	10,0%	1.394									
Topkapi Films	1.004	50		50	5,0%	1.004									
Sluizer Films	215	100		100	46,5%										
	11.615	940	-	940	8,1%	11.615									
	82.452	14.937	9.462	24.399		82.452				13.701					

1.5

AVERAGE STATE SUPPORT¹ FOR FILM PRODUCTION PER CAPITA (€)

1) National and regional funding and tax measures
 2) € 1.43 in 2013
 Source: Regional: European Observatory Film figures 2009, Other figures from 2012: Mediasalles, DFI, SFI, VAF, NFI, IFB, Centre du Cinema, FFA, CNC, BFI, SplitScreen



1.6

FOREIGN SPENT AND FINANCING RELEASED FEATURE FILMS (SUPPORTED BY THE FILM FUND)

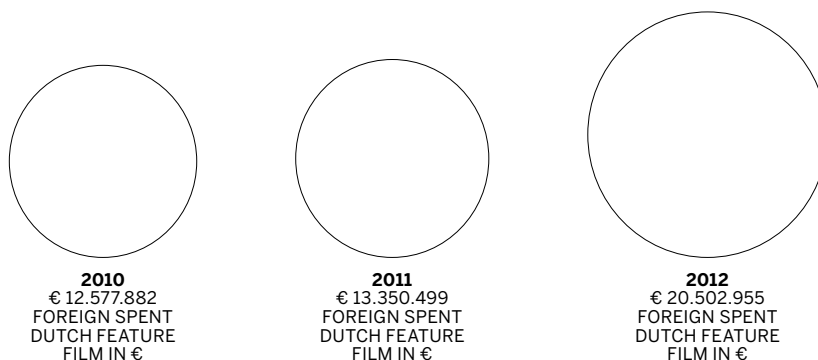
key fact
INCREASE IN FOREIGN FINANCE SHARE AND FOREIGN SPENT

€ 20.5M FOREIGN SPENT IN DUTCH FEATURE FILM 2012

€ 1.14M AVERAGE FOREIGN SPENT PER FOREIGN INVESTED DUTCH FEATURE FILM

Foreign financing grew significantly in the budget of Dutch feature films released over the last 3 years, resulting in higher spenditure abroad on Dutch feature film production.

Source: Netherlands Film Fund



	2010	2011	2012
Foreign spent Dutch feature film in €	12.577.882	13.350.499	20.502.955
Foreign spent Dutch feature film in % of budget	22.4%	21.16%	32.85%
Foreign financing Dutch feature film	2.823.000	2.191.000	5.239.000
number released	28	23	31
number of features with foreign financing	14	19	18
average foreign spent per foreign invested title	898.420	702.658	1.139.053

chapter
2
RELEASES

51

Dutch feature films
released

€ 1,769,000

average production cost
(34% drop)

110,815

average audience
Dutch features
see chart 2.1



2.1

NEW THEATRICAL RELEASES 2012

(in release date order)

key facts**51 DUTCH FEATURE FILMS RELEASED****€ 1,769,000 AVERAGE PRODUCTION COST (34% DROP)****110,815 AVERAGE AUDIENCE DUTCH FEATURES**

In total 51 (2011:37) new features were released in 2012. 44 (2011:34) titles were supported by Netherlands Film Fund subsidy, of which 8 were a domestic minority co-production. Production costs (registered costs) averaged € 1.769.000 (2011: € 2.514.729). All 44 Dutch majority (co) productions features mentioned reached an average Dutch audience of 110.815 in 2012.

Admissions / box office as per 21 July 2013.

Excluding release *Dark Blood*.

AFD-A-Film Distribution / AMF-Amstel Film / BFD-Benelux Film Distributors / CNA-Cinéart / DFW-Dutch Film Works / eOne-Entertainment One Benelux / EYE-Eye Film Instituut Distributie / IF-Independent Films / JF-Just Film / PAR-Paradiso Films / WBU-Wild Bunch

Source: NVB / NVF / Netherlands Film Fund

International
title / domestic
titleproduction
company

Manslaughter / Doodslag	Pupkin Film
Süskind	Fu Works Productions / Cadenza
Black Out	Hazazah / Orange
Cool Kids Don't Cry / Achtste Groepers huilen niet	Rinkel Film / Bijker
Tony IO	Lemming Film
Lena	Isabella Films / N279 Entertainment
Nick	Topkapi Films
Taped	NL Film
A Good Death / De goede Dood	Wallis Filmproducties / Electric Zoo
170 Hz	Column Film
Plan C	LEV Pictures
Quiz	TDMP
Hemel	Circe Films
My Adventures By V. Swchworm / Mijn Avonturen door V. Swchworm	Flinck Film
Snackbar	Lemming Film / Volya Films
Kauwboy	Waterland Film & TV
Jackie	Eyeworks Film & TV Drama
Fidgety Bram / Brammetje Baas	BosBros. Film-TV
The Renovation / De Verbouwing	Column Producties
Deal	Column Producties
Portable Life	Fu Works Productions
The Zigzag Kid / Nono, het Zigzagkind	BosBros. Film-TV / Isabella Films
Class Of Fun / Mees Kees	PV Pictures
De Club van Sinterklaas & Het Geheim van de Speelgoedokter	TDMP
Silent City	KeyFilm
Bellicher: Cel	Pupkin Film
My Dad's A Detective - The Battle / MVIED - The Battle	A'dam Films
Only Decent People / Alleen maar nette Mensen	Topkapi Films
The Domino Effect / Het Domino Effect	Kasander Film
The Marathon / De Marathon	Eyeworks Film & TV Drama
Milo	Fu Works Productions
The Girl And Death / Het Meisje en de Dood	Jos Stelling Films
The Family Way / Alles is Familie	Topkapi Films
To Be King / Koning van Katoren	Kasander Film
Mike Says Goodbye! / De Groeten van Mike!	Shooting Star Filmcompany
The Blitz / Het Bombardement	Fu Works Productions / Talent United

Total 36 majority (co)productions**Average****Non-Film Fund releases**

Als je Verliefd wordt	Nedfilm & Television
Kill Zombie! / Zombibi	Talent United
Sprookjesboom De Film	Efteling
Webcam	Smit&Jansen
The Nobel Prize Winner / De Nobelprijswinnaar	Viaggio Film
Joris & Boris en het Geheim van de Tempel	SRSP Films
Sint & Diego: De magische Bron van Myra	AM Pictures / Dutch Filmworks

Total 7 majority (co)productions**Grand total 43 majority Dutch (co)productions****Average majority Dutch (co)productions (excl. 5 low budget)**

Abrir Puertas y Ventanas	Waterland Film & TV
Time Of My Life / Tot altijd	Flinck Film
Somewhere Tonight	Column Productions
Our Grand Despair	Circe Films
Little Black Spiders	Topkapi Films
The Broken Circle Breakdown	Topkapi Films

No release in the Netherlands

Istanbul	Phanta Vision Film
Los últimos Cristeros	Topkapi Films
Dark Blood (only for completion of the film)	Sluizer Films

Total 8 minority coproductions**Average****Grand total 51 films**

director	screenplay	production costs € (1000s)	release date (dd-mm-yy)	domestic distributor	number of prints	admissions	box office €	box office screen average €
Pieter Kuijpers	Marcel Lenssen	980	12/01/2012	IF	52	79.656	601.080	11.559
Rudolf van den Berg	Rudolf van den Berg	4.502	19/01/2012	IF	112	212.697	1.609.543	14.371
Arne Toonen	Melle Runderkamp	917	26/01/2012	BFD	58	44.346	314.619	5.424
Dennis Bots	Karen van Holst Pellekaan	1.725	15/02/2012	DFW	103	281.969	1.994.518	19.364
Mischa Kamp	Mieke de Jong	3.834	15/02/2012	IF	104	147.359	980.986	9.433
Christophe van Rompaey	Mieke de Jong	1.770	16/02/2012	BFD	8	5.197	32.892	4.112
Fow Pyng Hu	Fow Pyng Hu	638	16/02/2012	WBU	2	353	3.225	1.613
Diederik van Rooijen	Marnie Blok, Diederik van Rooijen	985	23/02/2012	IF	24	20.834	150.561	6.273
Wannie de Wijn	Wannie de Wijn, Hans de Wolf	407	23/02/2011	WBU	11	3.901	20.756	1.887
Joost van Ginkel	Joost van Ginkel	862	01/03/2012	CNA	10	7.635	44.021	4.402
Max Porcelijn	Max Porcelijn	900	01/03/2012	AFD	21	7.034	43.813	2.086
Dick Maas	Dick Maas	1.808	22/03/2012	BFD	77	74.122	540.600	7.021
Sacha Polak	Helena van der Meulen	1.020	29/03/2012	CNA	9	8.986	60.756	6.751
Froukje Tan	Helena van der Meulen	1.399	04/04/2012	AFD	16	9.019	48.550	3.034
Meral Uslu	Stan Lapinski	625	05/04/2012	CD	6	1.656	7.699	1.283
Boudewijn Koole	Jolein Laarman, Boudewijn Koole	1.018	18/04/2012	BFD	16	26.774	160.328	10.021
Antoinette Beumer	Marnie Blok, Karen van Holst Pellekaan	2.650	10/05/2012	BFD	101	212.476	1.554.762	15.394
Anna van der Heide	Tamara Bos	1.250	27/06/2012	BFD	88	130.398	869.205	9.877
Will Koopman	Lex Wertwijn	2.000	06/09/2012	eOne	110	273.712	2.158.844	19.626
Eddy Terstall	Eddy Terstall	222	13/09/2012		14	1.654	12.963	926
Fleur Boonman	Fleur Boonman	711	27/09/2012	BFD	2	143	856	428
Vincent Bal	John Gilbert, Vincent Bal	4.835	03/10/2012	BFD	58	22.587	152.482	2.629
Barbara Bredero	Tijs van Marle	1.005	03/10/2012	eOne	119	599.968	4.124.368	34.659
Pieter Walther de Boer	Ingrid van Berkum, Gerben Hetebrij	547	03/10/2012	JF	94	114.314	748.938	7.967
Threes Anna	Threes Anna	1.398	04/10/2012	AFD	5	1.825	12.054	2.411
Peter de Baan	Michael Leendertse, Willem Bosch	1.985	04/10/2012	IF	71	31.862	231.114	3.255
Will Wissink	Zebi Damen	950	10/10/2012	AFD	47	29.550	212.844	4.529
Lodewijk Crijs	Lodewijk Crijs	1.685	11/10/2012	WBU	83	324.203	2.637.633	31.779
Paula van der Oest	Paula van der Oest	1.317	18/10/2012	BFD	14	6.107	40.842	2.917
Diederick Koopal	Martin van Waardenberg	2.335	18/10/2012	BFD	107	342.195	2.676.039	25.010
Roel Boorsma, Berend Boorsma	Roel Boorsma, Berend Boorsma	2.100	08/11/2012	BFD	9	733	4.584	509
Jos Stelling	Jos Stelling, Bert Rijkelijhuizen	2.493	15/11/2012	BFD	18	10.280	68.163	3.787
Joram Lürsen	Kim van Kooten	3.410	22/11/2012	AFD	141	861.180	7.028.292	49.846
Ben Sombogaart	Jean-Claude van Rijckeghem, Chris Craps	5.570	05/12/2012	BFD	114	105.700	735.882	6.455
Maria Peters	Mirjam Oomkes	1.444	12/12/2012	AFD	117	236.266	1.620.944	13.854
Ate de Jong	Ate de Jong, Paul Ruven	5.000	20/12/2012	DFW	114	177.560	1.410.828	12.376
		66.297			2.055	4.414.251	32.915.584	356.867
		1.842			57	122.618	914.322	9.913
Hans Scheepmaker	Dimitri Frenkel Frank	1.580	09/02/2012	JF	21	1.875	11.114	529
Martijn Smits, Erwin van den Eshof	Tijs van Marle	550	16/02/2012	AFD	61	41.846	333.138	5.461
Hans Walther	Tingue Dongelmans, Dirk Nielandt, Jimmy Simons	1.470	22/02/2012	IF	106	170.791	1.100.827	10.385
Marc van Uchelen	Marc van Uchelen	10	31/05/2012	AMF	2	197	367	184
Timo Veltkamp	Timo Veltkamp	150	14/06/2012	AMF	1	142	493	493
Martijn van Nellestijn, Aram van de Rest	Martijn van Nellestijn, Aram van de Rest	280	18/07/2012	eOne	63	20.343	139.291	2.211
Adel Adelson	n/a	500	10/10/2012	DFW	105	115.603	775.087	7.382
		4.540			359	350.797	2.360.317	26.645
		70.837			2.414	4.765.048	35.275.901	383.512
		1.769			56	110.815	820.370	8.919
Milagros Mumenthaler	Milagros Mumenthaler	788	23/02/2012	JF	6	4.202		
Nic Balthazar	Nic Balthazar	2.115	29/03/2012	PAR	10	2.669		
Michael DiJacommo	David Schlechter, Michael DiJacommo, John Turturro	1.000	21/06/2012	WBU	4	512		
Seyfi Teoman	Baris Bicakci, Seyfi Teoman	965	22/09/2012	EYE	1			
Patrice Toye	Patrice Toye	2.049	11/10/2012	CNA	4	518		
Felix van Groeningen	Carl Joos	2.300	13/12/2012	WBU	21	34.939		
Ferenc Török	Ferenc Török	1.394						
Matias Meyer	Israel Cárdenas, Matias Meyer	1.004						
George Sluizer	Jim Barton							
		11.615			46	42.840		
		1.452				8.568		
		82.452			2.460	4.807.888		

chapter

3

DUTCH FILMS INTERNATIONALLY

12

films in Berlin (3 prizes)

1

film in Venice (1 prize)

5

films in Cannes (1 prize)

1

film in San Sebastian

17

films in Toronto (1 prize)

3

films in Karlovy Vary

Kauwboy:

49 festivals

14 prizes

of which:

European Discovery of
the Year and Young
Audience Award

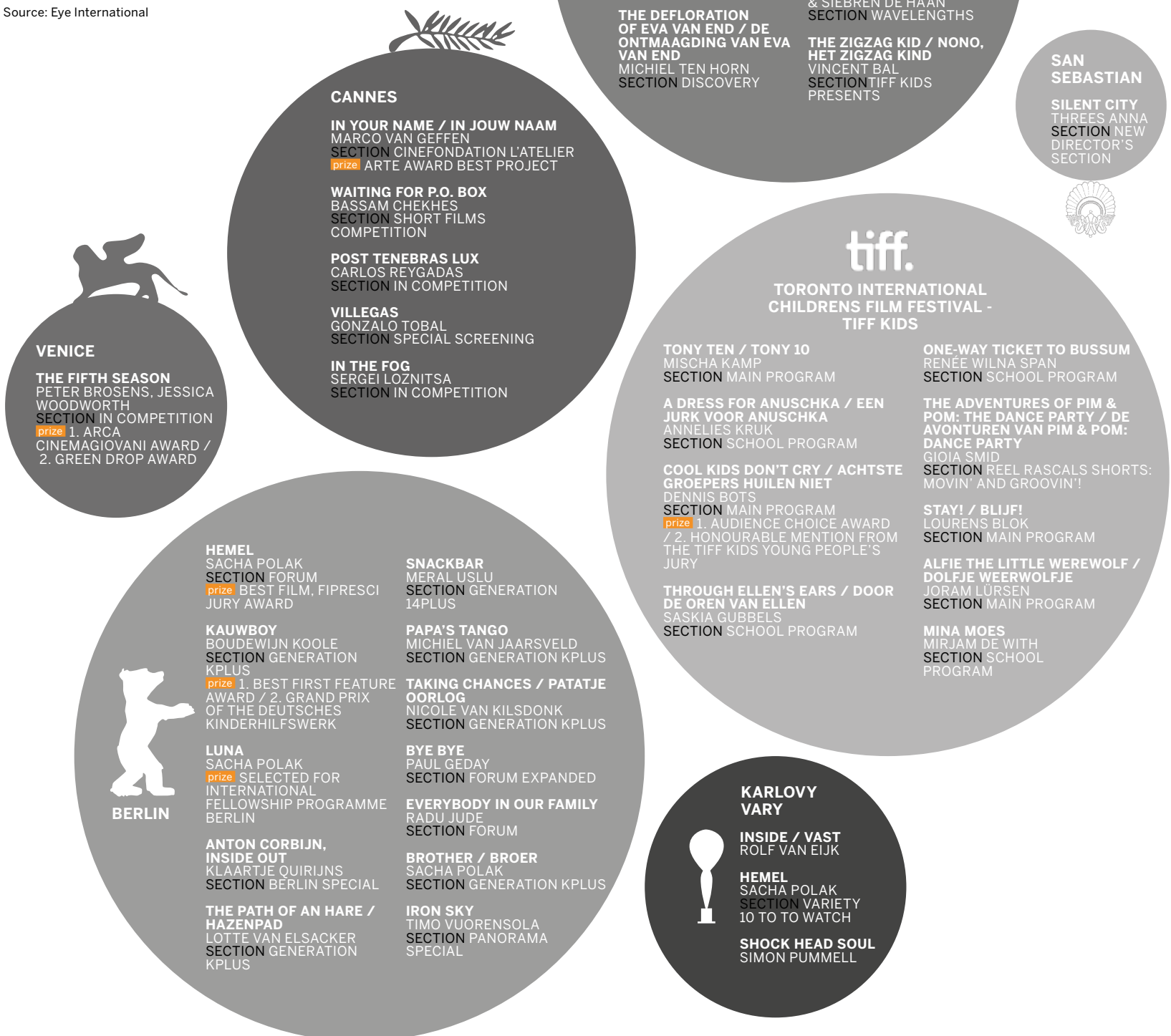
see chart 8.1, page 43

3.1

DUTCH FILMS AT MAJOR INTERNATIONAL FESTIVALS - 2012

29 Dutch films (including coproductions) were selected to top 6 international Film festivals. In Berlin *Kauwboy* by Boudewijn Koole received the Best First Feature Award and the Grand Prix of the Deutsches Kinderhilfswerk. *Hemel* by Sacha Polak received Best Film, FIPRESCI jury award, *Cool Kids Don't Cry / Achtste Groepers Huilen Niet* by Dennis Bots received the Audience Choice Award and Honourable mention from the TIFF Kids Young People's Jury. *In Your Name / In jouw Naam* by Marco van Geffen got the Arte Award for best project in Cannes. And the *Fifth Season* by Peter Brosens and Jessica Woodworth won the Arca Cinemagiovani Award and the Green Drop Award in Venice.

Source: Eye International



VENICE

THE FIFTH SEASON
PETER BROSENS, JESSICA WOODWORTH
SECTION IN COMPETITION
prize 1. ARCA CINEMAGIOVANI AWARD / 2. GREEN DROP AWARD

CANNES

IN YOUR NAME / IN JOUW NAAM
MARCO VAN GEFFEN
SECTION CINEFONDATION L'ATELIER
prize ARTE AWARD BEST PROJECT

WAITING FOR P.O. BOX
BASSAM CHEKHES
SECTION SHORT FILMS COMPETITION

POST TENEBRAS LUX
CARLOS REYGADAS
SECTION IN COMPETITION

VILLEGAS
GONZALO TOBAL
SECTION SPECIAL SCREENING

IN THE FOG
SERGEI LOZNITSA
SECTION IN COMPETITION

HEMEL
SACHA POLAK
SECTION FORUM
prize BEST FILM, FIPRESCI JURY AWARD

KAUWBOY
BOUDEWIJN KOOLE
SECTION GENERATION KPLUS
prize 1. BEST FIRST FEATURE AWARD / 2. GRAND PRIX OF THE DEUTSCHES KINDERHILFSWERK

LUNA
SACHA POLAK
prize SELECTED FOR INTERNATIONAL FELLOWSHIP PROGRAMME BERLIN

ANTON CORBIJN, INSIDE OUT
KLAARTJE QUIRIJNS
SECTION BERLIN SPECIAL

THE PATH OF AN HARE / HAZENPAD
LOTTE VAN ELSACKER
SECTION GENERATION KPLUS

SNACKBAR
MERAL USLU
SECTION GENERATION 14PLUS

PAPA'S TANGO
MICHIEL VAN JAARSVELD
SECTION GENERATION KPLUS

TAKING CHANCES / PATATJE OORLOG
NICOLE VAN KILSDONK
SECTION GENERATION KPLUS

BYE BYE
PAUL GEDAY
SECTION FORUM EXPANDED

EVERYBODY IN OUR FAMILY
RADU JUDE
SECTION FORUM

BROTHER / BROER
SACHA POLAK
SECTION GENERATION KPLUS

IRON SKY
TIMO VUORENSOLA
SECTION PANORAMA SPECIAL

tiff. TORONTO

POST TENEBRAS LUX
CARLOS REYGADAS
SECTION WAVELENGTHS

SPRINGTIME
JEROEN EISINGA
SECTION FUTURE PROJECTIONS

IN THE FOG
SERGEI LOZNITSA
SECTION CONTEMPORARY WORLD CINEMA

THE DEFLORATION OF EVA VAN END / DE ONTMAAGDING VAN EVA VAN END
MICHIEL TEN HORN
SECTION DISCOVERY

JACKIE
ANTOINETTE BEUMER
SECTION CONTEMPORARY WORLD CINEMA

THE FIFTH SEASON
PETER BROSENS & JESSICA WOODWORTH
SECTION WAVELENGTHS

VIEW FROM THE ACROPOLIS
LONNIE VAN BRUMMELEN & SIEBREN DE HAAN
SECTION WAVELENGTHS

THE ZIGZAG KID / NONO, HET ZIGZAG KIND
VINCENT BAL
SECTION TIFF KIDS PRESENTS

SAN SEBASTIAN

SILENT CITY
THREES ANNA
SECTION NEW DIRECTOR'S SECTION

tiff.

TORONTO INTERNATIONAL CHILDRENS FILM FESTIVAL - TIFF KIDS

TONY TEN / TONY 10
MISCHA KAMP
SECTION MAIN PROGRAM

A DRESS FOR ANUSCHKA / EEN JURK VOOR ANUSCHKA
ANNELIES KRUK
SECTION SCHOOL PROGRAM

COOL KIDS DON'T CRY / ACHTSTE GROEPERS HUILEN NIET
DENNIS BOTS
SECTION MAIN PROGRAM
prize 1. AUDIENCE CHOICE AWARD / 2. HONOURABLE MENTION FROM THE TIFF KIDS YOUNG PEOPLE'S JURY

THROUGH ELLEN'S EARS / DOOR DE OREN VAN ELLEN
SASKIA GUBBELS
SECTION SCHOOL PROGRAM

ONE-WAY TICKET TO BUSSUM
RENEE WILNA SPAN
SECTION SCHOOL PROGRAM

THE ADVENTURES OF PIM & POM: THE DANCE PARTY / DE AVONTUREN VAN PIM & POM: DANCE PARTY
GIOIA SMID
SECTION REEL RASCALS SHORTS: MOVIN' AND GROOVIN'!

STAY! / BLIJF!
LOURENS BLOK
SECTION MAIN PROGRAM

ALFIE THE LITTLE WEREWOLF / DOLFJE WEERWOLFJE
JORAM LURSEN
SECTION MAIN PROGRAM

MINA MOES
MIRJAM DE WITH
SECTION SCHOOL PROGRAM

KARLOVY VARY

INSIDE / VAST
ROLF VAN EIJK

HEMEL
SACHA POLAK
SECTION VARIETY 10 TO TO WATCH

SHOCK HEAD SOUL
SIMON PUMMELL

chapter
4
DISTRIBUTION

43%

Box office by top 20

41%

of Admissions by top 20

see chart 4.1

646,000

visitors for *The Family Way / Alles is Familie*

248

print release for *The Renovation / De Verbouwing*

see chart 4.2

**36.6%
to 46.9%:**

increase for independent distributors
(2009-2012)

see chart 4.4

4.1

TOP 20 ADMISSIONS THE NETHERLANDS 2012 (JANUARY-DECEMBER) - ALL RELEASES

key facts

**43% OF BOX OFFICE BY TOP 20
RELEASES 2012**

**41% OF ADMISSIONS BY TOP
20 RELEASES 2012**

The Top 20 performing titles of 2012 collectively accounted for 43% of the yearly box-office total that year. In 2011 this figure was 45%, in 2010 38,7%. The best performing domestic title was *The Family Way / Alles is Familie* which attracted 646.000 visitors. The box-office returns for the Top 20 titles reached € 105.9m (€106.6m in 2011 and € 93.6 m in 2010).

Youth film *Class of Fun (Mees Kees)* was released in 2012 and ran until May 2013 reaching an unexpected total number of 600.026 visitors.

AFD-A-Film Distribution / BFD-Benelux Film Distributors / eOne-Entertainment One Benelux / IF-Independent Film / PAR-Paradiso Entertainment / SPR-Sony Pictures Releasing / UPI-Universal Pictures International Netherlands / WB-Warner Bros. Pictures Holland / WB (FOX)-Warner Bros. 20th Century Fox catalogus / WDS-Walt Disney Studios Motion Pictures

Source: NVB / NVF

title	distributor	release week/year	number of admissions 2012 (x1000)	cumulative (until 15 March 2013)	share of total admissions 2012 %	GBO 2012 € (x 1000)	cumulative (until 15 March 2013)	share of total GBO 2012 %	total prints released	
Top 20 admissions										
1	Skyfall	SPR	01/11/2012	1.985	2.008	6,5%	17.127	17.322	7,0%	126
2	Intouchables	FD	22/03/2012	1.217	1.217	4,0%	9.689	9.695	4,0%	139
3	The Hobbit: An Unexpected Journey (3d)	WB	12/12/2012	736	792	2,4%	7.651	8.223	3,1%	243
4	Ice Age 4: Continental Drift (nl)	WB (FOX)	05/07/2012	885		2,9%	7.534		3,1%	309
5	The Dark Night Rises	WB	19/07/2012	761		2,5%	6.877		2,8%	190
6	Ted	UPI	13/09/2012	810		2,7%	6.564		2,7%	210
7	Madagascar 3: Op Avontuur in Europa (3d nl)	UPI	19/07/2012	692		2,3%	5.813		2,4%	293
8	The Family Way / Alles is Familie	AFD	22/11/2012	646	671	2,1%	5.277	5.484	2,2%	143
9	The Avengers (3d)	WDS	26/04/2012	534		1,7%	5.260		2,2%	105
10	Breaking Dawn - Part 2: The Twilight Saga	IF	15/11/2012	497	500	1,6%	4.195	4.224	1,7%	124
11	Class Of Fun / Mees Kees	eOne	03/10/2012	566	570	1,9%	3.904	3.926	1,6%	218
12	The Hunger Games	IF	21/03/2012	459		1,5%	3.676		1,5%	110
13	Magic Mike	AFD	12/07/2012	404		1,3%	3.253		1,3%	94
14	Snow White And The Huntsman	UPI	07/06/2012	401		1,3%	3.165		1,3%	102
15	American Pie: Reunion (dig)	UPI	05/04/2012	386		1,3%	3.101		1,3%	106
16	The Muppets (nl dig)	WDS	09/02/2012	380		1,2%	2.640		1,1%	182
17	Only Decent People / Alleen maar Nette Mensen	WBU	11/10/2012	324		1,1%	2.633		1,1%	83
18	Step Up 4 Miami Heat	IF	25/07/2012	274		0,9%	2.544		1,0%	100
19	The Amazing Spider-man (3d)	SPR	28/06/2012	261		0,9%	2.516		1,0%	125
20	Men In Black 3 (3d)	SPR	24/05/2012	265		0,9%	2.477		1,0%	117
Total Top 20				12.483		40,8%	105.896		43,3%	3.119
Total of all admissions 2012 / GBO revenue 2012				30.560			244.599			

4.2

TOP 20 ADMISSIONS THE NETHERLANDS 2012 (JANUARY-DECEMBER) - DUTCH RELEASES

key facts

646,000 VISITORS FOR THE
FAMILY WAY / ALLES IS FAMILIE

248 PRINT RELEASE FOR THE
RENOVATION / DE VERBOUWING

The Top 20 performing Dutch titles of 2012 reached a market share of 14.2%, amounting to 4.334 million admissions.

AFD-A-Film Distribution/BFD-Benelux Film Distributors/
CD-Cinema Delicatessen/eOne-Entertainment One Benelux/
IF-Independent Film/JF-Just Film/WDS-Walt Disney Studios
Motion Pictures.

Source: NVB/NVF

title	distributor	release date	number of admissions 2012 (x 1000)	cumulative (until March 2013)	total prints released	share of total admissions 2012 %	GBO 2012 (x1000)€	cumulative (until March 2013)	share of total GBO 2012 %
1 The Family Way / Alles is Familie	AFD	22/11/2012	646	671	143	2,1%	5.277	5.484	2,2%
2 Class of fun / Mees Kees	eOne	03/10/2012	566	570	218	1,9%	3.904	3.926	1,6%
3 Only decent People / Alleen maar nette Mensen	WBU	11/10/2012	324	324	83	1,1%	2.633	2.633	1,1%
4 The Marathon / De Marathon	BFD	18/10/2012	294	297	108	1,0%	2.308	2.332	0,9%
5 Cool Kids don't cry / Achtste Groepers huilen niet	DFW	16/02/2012	282	282	107	0,9%	1.995	1.995	0,8%
6 The Renovation / De Verbouwing	eOne	06/09/2012	273	273	248	0,9%	2.155	2.155	0,9%
7 Jackie	BFD	10/05/2012	212	212	102	0,7%	1.553	1.553	0,6%
8 Süskind	IF	19/01/2012	212	212	113	0,7%	1.604	1.604	0,7%
9 Sprookjesboom de Film	IF	23/02/2012	170	170	109	0,6%	1.095	1.095	0,4%
10 Tony 10	IF	16/02/2012	146	146	106	0,5%	973	973	0,4%
11 Mike says goodbye! / De groeten van Mike!	AFD	12/12/2012	135	153	117	0,4%	914	1.039	0,4%
12 Fidgety Bram / Brammetje Baas	BFD	28/06/2012	129	129	104	0,4%	863	864	0,4%
13 Sint & Diego en de magische Bron van Myra	DFW	11/10/2012	116	116	118	0,4%	775	775	0,3%
14 De Club van Sinterklaas & Het geheim van de Speelgoedokter	JF	04/10/2012	114	114	107	0,4%	749	749	0,3%
15 The Blitz / Het Bombardement	DFW	20/12/2012	100	111	115	0,3%	808	896	0,3%
16 Manslaughter / Doodslag	IF	05/01/2012	80	80	52	0,3%	601	601	0,2%
17 Quiz	BFD	22/03/2012	74	74	79	0,2%	541	541	0,2%
18 To be King / Koning van Katoren	BFD	05/12/2012	59	65	125	0,2%	414	460	0,2%
19 Black out	BFD	26/01/2012	44	44	57	0,1%	315	315	0,1%
20 Kill zombie! / Zombibi	AFD	16/02/2012	42	42	62	0,1%	327	327	0,1%
Other Dutch productions			316				2206		
Total			4.334		2.273	14,2%	32.010		13,1%
Total of all admissions 2012 / GBO revenue 2012			30.560				244.599		

4.3

TOP 20 ADMISSIONS DUTCH ALL TIME RELEASES

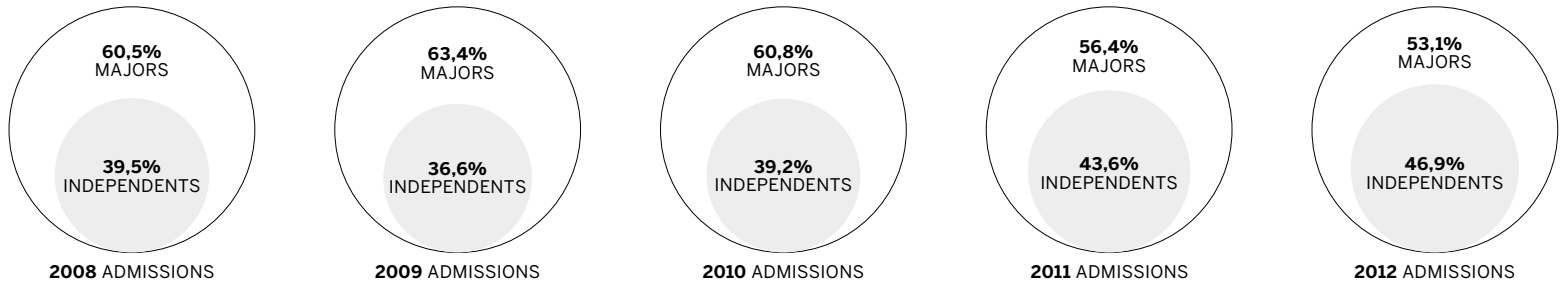
key fact
2 NEW ENTRIES TOP 20
 2003-2012

The Family Way / Alles is Familie and *Class Of Fun / Mees Kees* entered the top 20 2003-2012 based on their admissions succes in 2012.

1) New titles, results until 15 march 2013
 Source: NVB/NVF

title	release date	admissions (1000s)
All Time		
1 Turks Fruit	22/02/73	3.338
2 Fanfare	24/10/58	2.636
3 Ciske de Rat (1955)	07/10/55	2.433
4 Wat zien ik	04/09/71	2.359
5 Blue Movie	30/09/71	2.335
6 Flodder	18/12/86	2.314
7 Viper's nest / Gooische Vrouwen	10/03/11	1.914
8 Keetje Tippel	06/03/75	1.829
9 Alleman	20/12/63	1.665
10 Ciske de Rat (1984)	29/03/84	1.593
11 Soldaat van Oranje	22/09/77	1.547
12 Flodder in Amerika	03/07/92	1.494
13 De Overval	21/12/62	1.474
14 Love is All / Alles is Liefde	11/10/07	1.318
15 Koninkrijk voor een huis	11/03/49	1.292
16 Stricken / Komt een Vrouw bij de Dokter	26/11/09	1.211
17 Krui meltje	09/12/99	1.136
18 Sterren stralen Overall	30/01/53	1.130
19 Spetters	28/02/80	1.124
20 New Kids: Turbo	09/12/10	1.088

title	release	distributor	admissions (x1,000)	GBO (x1,000 €)
Releases 2003-2012				
1 Viper's Nest / Gooische Vrouwen	10/03/11	IF	1.914	15.027
2 Love is All / Alles is Liefde	11/10/07	AFD	1.318	9.910
3 Stricken / Komt een Vrouw bij de Dokter	26/11/09	BFD	1.211	9.255
4 New Kids: Turbo	09/12/10	BFD	1.088	8.828
5 Black book / Zwartboek	14/09/06	AFD	1.056	7.521
6 Nova Zembla (3d)	24/11/11	BFD	890	8.286
7 Winter in Wartime / Oorlogswinter	27/11/08	BFD	845	6.201
8 The Skippers of the Kameleon / De Schippers van de Kameleon	25/06/03	IF	744	4.131
9 The Storm / De Storm	17/09/09	UPI	744	4.732
10 The Family Way / Alles is Familie ¹	22/11/12	AFD	671	5.484
11 Peter Bell 2 / Pietje Bell 2	18/12/03	BVI	594	3.630
12 Class of Fun / Mees Kees ¹	03/10/12	eOne	570	3.926
13 Anubis & het Pad der 7 Zonden	09/10/08	IF	561	3.683
14 The Happy Housewife / De gelukkige Huisvrouw	15/04/10	BFD	521	3.860
15 New kids: Nitro	08/12/11	BFD	490	4.013
16 Crusade in Jeans / Kruistocht in Spijkerbroek	16/11/06	BFD	484	3.197
17 Pluk and his tow Truck / Pluk van de Petteflet	18/11/04	WB	483	2.873
18 Chubby Drums / Dik Trom	24/11/10	BFD	456	3.048
19 Loft	16/12/10	IF	445	3.524
20 Sonny Boy	27/01/11	AFD	421	3.271



4.4 DISTRIBUTOR MARKET SHARES 2008-2012¹

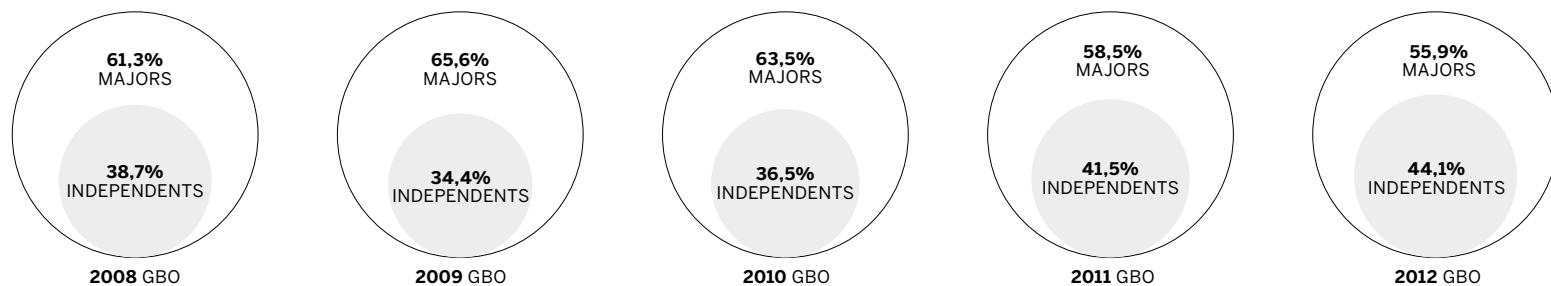
key fact
36,6% TO 46,9%: INCREASE FOR INDEPENDENT DISTRIBUTORS (2009-2012)

20 INDEPENDENT DISTRIBUTORS AND 4 MAJORS

Distributor market shares over the last four years show an increase for the independents and a decrease for the majors. The majors now dominate just over half of the market with 53.1% (2009: 63.4%).

- 1) NVF-members
 - 2) Since 2009 20th Century Fox is part of Warner Bros. Pictures
 - 3) New in 2012
- Source: NVB / NVF

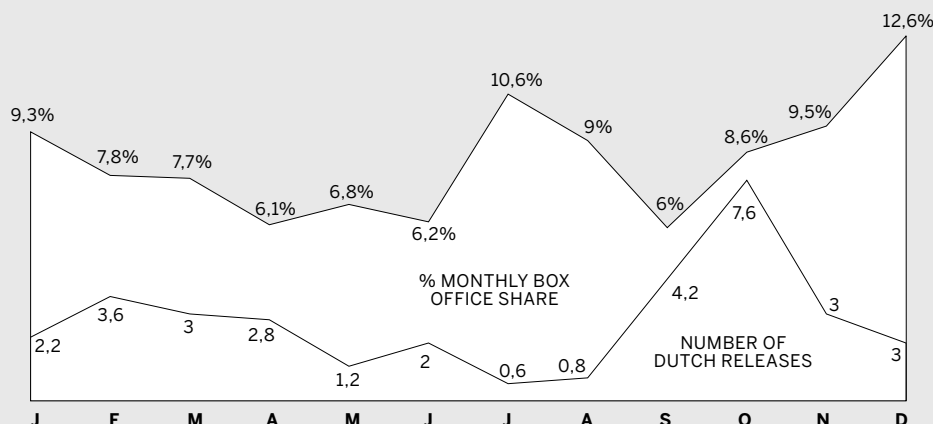
	2008 (1000s)	2008 %	2009 (1000s)	2009 %	2010 (1000s)	2010 %	2011 (1000s)	2011 %	2012 (1000s)	2012 %	title most admissions in 2012 (country)	
ADMISSIONS												
Majors												
The Walt Disney Company (Benelux) BV	1.590	6,8%	3.148	11,5%	2.696	9,6%	2.729	9,0%	1.904	6,2%	The Avengers (3d)	
Universal Pictures International Netherlands BV	6.361	27,1%	4.627	16,9%	4.676	16,6%	4.468	14,7%	4.888	16,0%	Ted	
Warner Bros. Pictures International Holland BV	3.578	15,2%	6.857	25,1%	7.620	27,0%	7.294	23,9%	5.897	19,3%	Ice Age 4: Continental Drift	
Sony Pictures Releasing Holland BV	1.702	7,2%	2.673	9,8%	2.139	7,6%	2.680	8,8%	3.551	11,6%	Skyfall	
20th Century Fox ²	984	4,2%										
Subtotal	14.215	60,5%	17.305	63,4%	17.131	60,8%	17.171	56,4%	16.240	53,1%		
Independents												
A-Film Distribution BV	1.162	4,9%	1.183	4,3%	1.824	6,5%	2.294	7,5%	1.788	5,9%	The Family Way / Alles is Familie	
Entertainment One Benelux BV	1.809	7,7%	2.510	9,2%	1.649	5,8%	1.552	5,1%	2.023	6,6%	Class of Fun / Mees Kees	
Independent Films BV	3.200	13,6%	1.556	5,7%	2.158	7,7%	3.771	12,4%	2.563	8,4%	Breaking Dawn - Part 2: The Twilight Saga	
Paradiso Entertainment Nederland BV	666	2,8%	491	1,8%	327	1,2%	941	3,1%	494	1,6%	To Rome With Love	
Cinemien (ABC Theatrical Distribution BV)	252	1,1%	293	1,1%	249	0,9%	284	0,9%	235	0,8%	Dans la Maison	
Filmmuseum Distributie	113	0,5%										
Moonlight Films BV	125	0,5%	68	0,2%	27	0,1%	20	0,1%	2	0,0%		
Shooting Star Filmcompany	0	0,0%	1	0,0%	0	0,0%						
Benelux Film Distributors	1.339	5,7%	2.092	7,7%	3.477	12,3%	2.566	8,4%	1.581	5,2%	The Marathon / De Marathon	
Cinéart Nederland BV	285	1,2%	995	3,6%	523	1,9%	612	2,0%	801	2,6%	Amour	
European Film Partners BV	16	0,1%										
Amstelfilm BV	8	0,0%	23	0,1%	19	0,1%	31	0,1%	25	0,1%	900 days / 900 dagen	
Twin Film	12	0,1%	27	0,1%	43	0,2%	32	0,1%	33	0,1%	Lotte en de Maansteen	
Wild Bunch Benelux Distribution BV			249	0,9%	220	0,8%	303	1,0%	676	2,2%	Only Decent People / Alleen maar nette Mensen	
Stichting Eye Film Instituut Nederland			122	0,4%	126	0,4%	97	0,3%	77	0,3%	Les Géants	
Stichting Cinema Delicatessen			43	0,2%	77	0,3%	46	0,2%	30	0,1%	Vivan las Antipodas	
LOC Film Distribution			40	0,1%		0,0%						
Dutch Filmworks BV							247	0,8%	1.709	5,6%	The Expendables 2	
Just Film Distribution BV							214	0,7%	215	0,7%	De Club van Sinterklaas & het Geheim van de Speelgoedokter	
Lumière Publishing BV							19	0,1%	415	1,4%	The Iron Lady	
Arti Film vof							10	0,0%	17	0,1%	Italy: Love It Or Leave It	
Filmfreak Distributie ³									1.237	4,0%	Intouchables	
Imagine Filmdistributie Nederland ³									80	0,3%	Monsieur Lazhar	
Other (incl. non-NVF members)	310	1,3%	318	1,2%	339	1,2%	249	0,8%	318	1,0%	Feith 1453	
Subtotal	9.297	39,5%	10.011	36,6%	11.058	39,2%	13.288	43,6%	14.319	46,9%		
Total	23.512		27.316		28.189		30.459		30.559			



4.5 MONTHLY BOX OFFICE VS RELEASES DUTCH FEATURES

The box office peaks in Summer and during the Christmas season, when the number of Dutch releases are at their lowest levels. One quarter of the annual box office revenues is realised in July and December, whereas most Dutch films are released during September and October.

Data based on averages 2008-2012.
Source: Netherlands Film Fund



	2008 (1000€)	2008 %	2009 (1000€)	2009 %	2010 (1000€)	2010 %	2011 (1000€)	2011 %	2012 (1000€)	2012 %
GROSS BOX OFFICE (x 1000 €)										
Majors										
Universal Pictures International Netherlands BV	44.324	26,9%	33.319	16,6%	37.437	17,1%	36.005	15,0%	39.658	16,2%
The Walt Disney Company (Benelux) BV	10.809	6,5%	22.944	11,4%	22.011	10,0%	23.462	9,8%	16.006	6,5%
Warner Bros. Pictures International Holland BV	26.404	16,0%	54.740	27,2%	63.676	29,0%	59.300	24,7%	50.645	20,7%
20th Century Fox ²	6.781	4,1%								
Sony Pictures Releasing Holland BV	12.913	7,8%	20.877	10,4%	16.220	7,4%	21.640	9,0%	30.390	12,4%
Subtotal	101.231	61,3%	131.880	65,6%	139.344	63,5%	140.407	58,5%	136.699	55,9%
Independents										
A-Film Distribution BV	7.885	4,8%	7.830	3,9%	13.067	6,0%	17.093	7,1%	13.541	5,5%
Entertainment One Benelux BV	12.081	7,3%	17.699	8,8%	12.017	5,5%	11.144	4,6%	14.995	6,1%
Independent Films BV	22.323	13,5%	10.611	5,3%	16.254	7,4%	28.862	12,0%	19.882	8,1%
Paradiso Entertainment	5.071	3,1%	3.291	1,6%	2.253	1,0%	6.972	2,9%	3.514	1,4%
Cinemien (ABC Theatrical Distribution BV)	1.540	0,9%	1.875	0,9%	1.647	0,8%	1.909	0,8%	1.647	0,7%
Filmmuseum Distributie	670	0,4%								
Moonlight Films BV	816	0,5%	471	0,2%	162	0,1%	138	0,1%	10	0,0%
Shooting Star Filmcompany	2	0,0%	4	0,0%	0	0,0%				
Multitone Films										
Benelux Film Distributors	8.946	5,4%	15.225	7,6%	25.793	11,8%	20.460	8,5%	12.067	4,9%
Cinéart Nederland BV	1.872	1,1%	6.794	3,4%	3.251	1,5%	4.215	1,8%	5.763	2,4%
European Film Partners BV	102	0,1%								
Amstelfilm BV	55	0,0%	141	0,1%	115	0,1%	188	0,1%	149	0,1%
Twin Film	40	0,0%	81	0,0%	220	0,1%	162	0,1%	188	0,1%
Wild Bunch Benelux			1.643	0,8%	1.452	0,7%	2.024	0,8%	5.153	2,1%
Stichting Eye Film Instituut Nederland			722	0,4%	727	0,3%	506	0,2%	420	0,2%
Stichting Cinema Delicatessen			291	0,1%	540	0,2%	335	0,1%	237	0,1%
LOC Film Distribution			237	0,1%						
Dutch Filmworks BV							2.081	0,9%	12.725	5,2%
Just Film Distribution BV							1.498	0,6%	1.495	0,6%
Lumière Publishing BV							144	0,1%	3.049	1,2%
Arti Film vof							61	0,0%	111	0,0%
Filmfreak Distributie ³									9.836	4,0%
Imagine Film distributie Nederland ³									572	0,2%
Other ¹	2.421	1,5%	2.264	1,1%	2.530	1,2%	1.837	0,8%	2.546	1,0%
Subtotal	63.824	38,7%	69.179	34,4%	80.028	36,5%	99.629	41,5%	107.900	44,1%
Total	165.055		201.059		219.372		240.036		244.599	

chapter

5

EXHIBITION

35.1%

of Dutch cinema
visitors see European
films

64.7%

of the total box office is
generated by US-made
films
see chart 5.1

4.8m

admissions Dutch film

30.6m

admissions total

€ 35.9m

Box office Dutch film

63

Dutch films generated 43% of the
European box office in the
Netherlands
see chart 5.5

63

films with 2,537 prints:
record number of
Dutch releases in 2012

60%

more Dutch prints released in 2012
compared to 2007

61%

more total prints released in
2012 compared to 2007
see chart 5.2

5.1

COUNTRY SHARES ADMISSIONS / GROSS BOX OFFICE 2008-2012

key facts

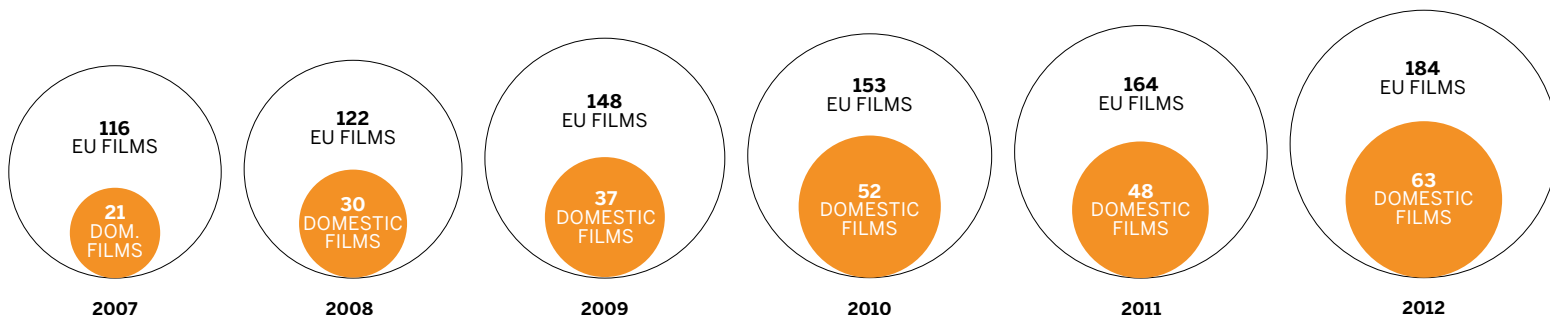
**35.1% OF DUTCH CINEMA
VISITORS SEE EUROPEAN FILMS**

**64.7% OF THE TOTAL BOX
OFFICE IS GENERATED BY
US-MADE FILMS**

The audience market share in the Netherlands for European films has recovered from 25,6% in 2010 to 36,1% in 2011 and is now quite stable at 35.1%. This led to an increase in the box-office share to 35,6% in 2011 (23.3% in 2010) and 33.6% in 2012. Market shares (admission) for US films are stable at 63.0% (62,4% in 2011, 72.7% in 2010). The attendance box-office market for US films amounted to 64.7% (63,1% in 2011, 75.2% in 2010).

Source: NVB / NVF

	2008 (1000s)		2009 (1000s)		2010 (1000s)		2011 (1000s)		2012 (1000s)	
		2008 %		2009 %		2010 %		2011 %		2012 %
ADMISSIONS										
European Union										
Dutch films	4.201	17,9%	4.744	17,4%	4.471	15,9%	6.805	22,3%	4.831	15,8%
British films	3.060	13,0%	2.303	8,4%	594	2,1%	2.620	8,6%	2.996	9,8%
French films	625	2,7%	491	1,8%	817	2,9%	644	2,1%	1.986	6,5%
German films	77	0,3%	185	0,7%	290	1,0%	222	0,7%	109	0,4%
Spanish films	68	0,3%	162	0,6%	151	0,5%	170	0,6%	32	0,1%
Italian films	129	0,5%	216	0,8%	201	0,7%	171	0,6%	58	0,2%
Other European films	401	1,7%	774	2,8%	693	2,5%	358	1,2%	703	2,3%
Subtotal Europe	8.561	36,4%	8.875	32,5%	7.217	25,6%	10.990	36,1%	10.715	35,1%
Co-productions EU-USA	n.a.	n.a.	n.a.	n.a.	n.a.	n.a.	n.a.	n.a.	n.a.	n.a.
American films	14.454	61,5%	17.806	65,2%	20.484	72,7%	19.011	62,4%	19.264	63,0%
Other films	500	2,1%	623	2,3%	489	1,7%	455	1,5%	581	1,9%
Total	23.515		27.304		28.190		30.456		30.560	
GROSS BOX OFFICE (x 1000 €)										
European Union										
Dutch films	29.179	17,7%	32.852	16,3%	32.503	14,8%	52.449	21,9%	35.926	14,7%
British films	21.852	13,2%	17.801	8,9%	4.015	1,8%	22.431	9,3%	24.629	10,1%
French films	3.991	2,4%	3.118	1,6%	5.689	2,6%	4.332	1,8%	15.278	6,2%
German films	478	0,3%	1.062	0,5%	1.832	0,8%	1.611	0,7%	782	0,3%
Spanish films	409	0,2%	1.077	0,5%	977	0,4%	1.181	0,5%	219	0,1%
Italian films	795	0,5%	1.448	0,7%	1.327	0,6%	1.128	0,5%	403	0,2%
Other European films	2.472	1,5%	4.974	2,5%	4.761	2,2%	2.339	1,0%	4.828	2,0%
Subtotal Europe	59.176	35,9%	62.332	31,0%	51.104	23,3%	85.471	35,6%	82.065	33,6%
Co-productions EU-USA	n.a.	n.a.	n.a.	n.a.	n.a.	n.a.	n.a.	n.a.	n.a.	n.a.
American films	102.500	62,1%	134.534	66,9%	164.968	75,2%	151.453	63,1%	158.199	64,7%
Other films	3.375	2,0%	4.197	2,1%	3.302	1,5%	3.114	1,3%	4.335	1,8%
Total	165.051		201.063		219.374		240.038		244.599	



5.2 FILMS SCREENED 2007-2012

key facts

63 FILMS WITH 2,537 PRINTS:
RECORD NUMBER OF DUTCH
RELEASES IN 2012

60% MORE DUTCH PRINTS
RELEASED IN 2012 COMPARED
TO 2007

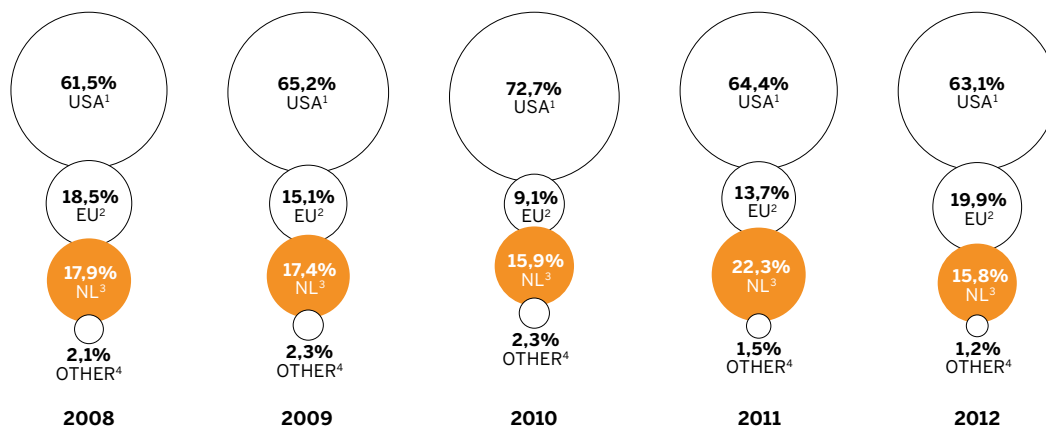
61% MORE TOTAL PRINTS
RELEASED IN 2012 COMPARED
TO 2007

The number of all Dutch theatrical releases released in 2012 reached a record of 63 titles with 2537 prints. Remarkably, 2012 showed a strong increase in French titles from 26 the previous year to 43 and from 308 prints to 644. The US are stable at 154 titles and slightly less prints: 8,729 instead of 8,827 in 2011. The period between 2007 and 2012 showed an increase of 39 more released titles in Dutch cinema's and 61% more prints (from 8.872 to 14.326).

1) for co-productions the country of origin of the main production company is the determining factor
Titles 2012: including 42 directly imported titles (non NVF-members)
Prints 2012: including 252 prints from directly imported titles (non NVF-members)
Source: NVB/NVF

NEW RELEASES / PRINTS ¹	2007 titles 2007 prints		2008 titles 2008 prints		2009 titles 2009 prints		2010 titles 2010 prints		2011 titles 2011 prints		2012 titles 2012 prints	
European Union												
Dutch films	21	960	30	1.398	37	1.769	52	1.816	48	2.142	63	2.537
British films	21	631	19	501	28	635	23	625	25	716	30	935
German films	9	109	7	89	14	169	9	188	12	166	4	147
Spanish films	5	28	8	73	2	27	4	25	7	76	4	25
French films	16	120	24	373	26	323	25	343	26	308	43	644
Italian films	4	30	9	168	9	82	11	114	8	102	3	104
Other EU films	40	650	25	404	32	1048	29	359	38	614	37	669
Subtotal EU	116	2528	122	3.006	148	4.053	153	3.470	164	4.124	184	5.061
American films	143	6169	149	6.370	153	7.561	137	7.579	153	8.827	154	8.729
Other films	33	175	25	148	67	452	35	261	72	405	68	536
Total	292	8872	296	9.524	368	12.066	325	11.310	389	13.356	406	14.326

5.3 MARKET SHARES (ADMISSIONS) NETHERLANDS, EU, USA



key fact

15.8% MARKET SHARE FOR DUTCH FILMS (ADMISSIONS)

The 2012 market share in admissions for domestic films in the Netherlands (including co-productions) reached 15.81% (22.38% in 2011) due to the successful release of *Viper's Nest*. The market share for US-product increased slightly to 63.1% (62.4% in 2011 and 73% in 2010), whereas the European share increased to 19.9% from 13.7% the previous year.

- 1) USA
 - 2) Europe (excluding NL)
 - 3) The Netherlands
 - 4) Other countries
- Source: NVB / NVF

5.4 CINEMAS 2008-2012 (TYPE OF CINEMAS, TOTAL CINEMAS, SCREENS, SEATS)

key facts

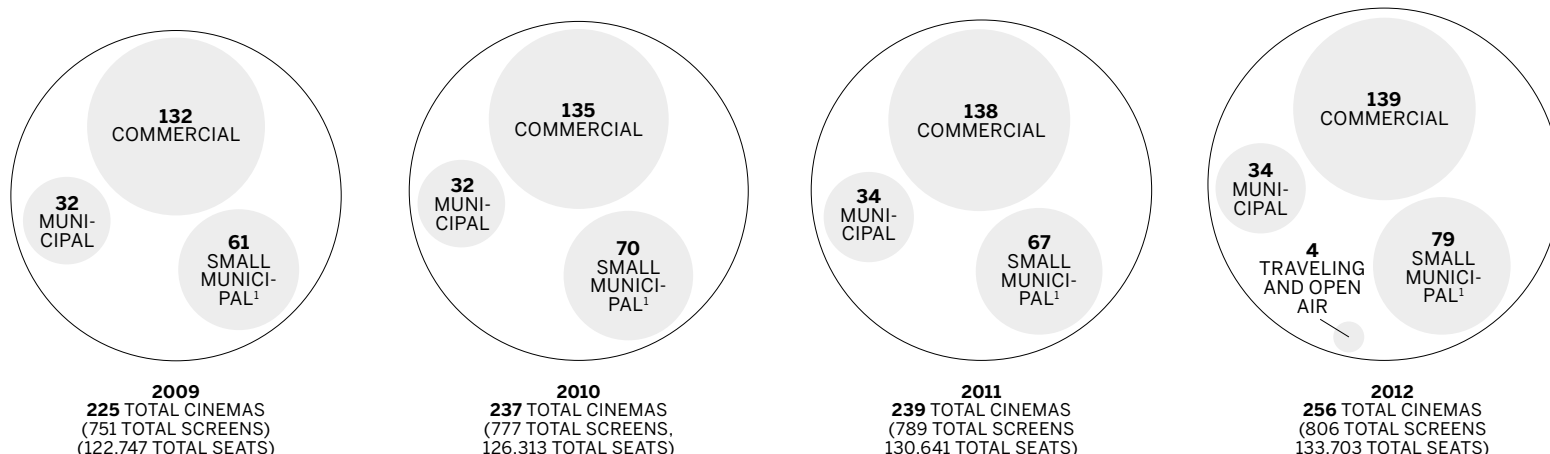
100% OF ALL DUTCH CINEMAS IS DIGITAL

256 THEATRES WITH 806 SCREENS AND 133,703 SEATS

113 ARTHOUSE THEATERS

In 2012, showcasing a unique collaboration between the industry, the government, the Film Fund and EYE, all Dutch cinemas were digitized under the Cinema Digitaal project. The total number of cinemas increased to 256 (from 239) and accordingly the number of screens (806) and seats (133,703) increased. The number of seats increased by 16% since 2007 (115.299 seats).

- 1) Small municipal cinemas without daily programming
- Source: NVB/NVF



5.5

REGIONAL MARKET SHARE 2012

key facts

4.8M ADMISSIONS DUTCH FILM

30,6M ADMISSIONS TOTAL

€ 35.9M BOX OFFICE DUTCH FILM

63 DUTCH FILMS GENERATED 43% OF THE EUROPEAN BOX OFFICE

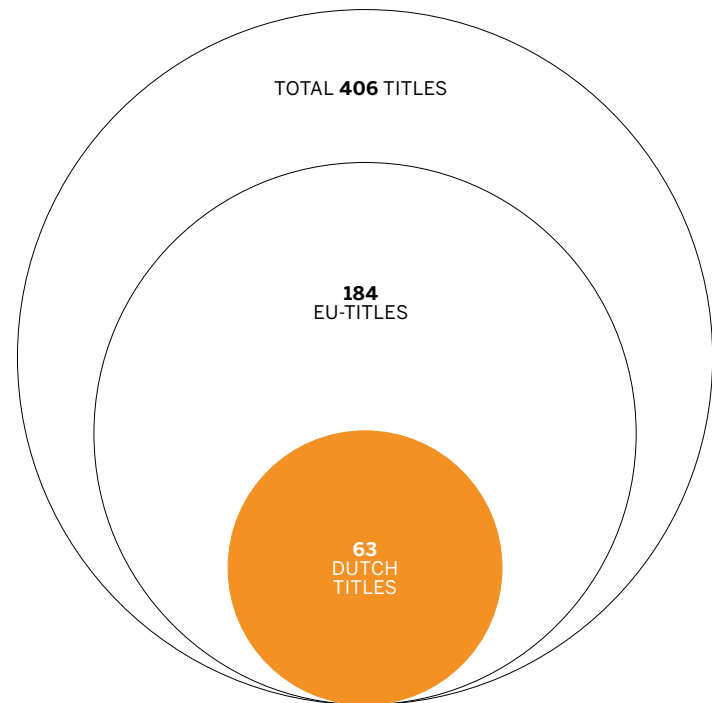
One in three European releases in 2012 was Dutch (63 out of 184), with half of the number of prints of all European releases, generating 43% of the total European box office in the Netherlands and 14.69% of the total box office with € 35,93m.

1) Titles, prints and title most admissions concern new releases, admissions and GBO concern all releases in circulation.

Titles 2012: including 42 directly imported titles (non NVF-members)

Prints 2012: including 252 prints from directly imported titles (non NVF-members)

Source: NVB / NVF



	GBO € (1000s)	%	admissions (1000s)	%	number of titles ¹	prints ¹	title most admissions ¹
European Union							
Dutch films (incl.co-productions)	35.926	14,69%	4.831	15,81%	63	2.537	The Family Way / Alles is Familie
British films	24.629	10,07%	2.996	9,80%	30	935	Skyfall
German films	782	0,32%	109	0,36%	4	147	Wickie en de Schat van de Doden
Belgian films	2.077	0,85%	318	1,04%	9	259	K3 Bengeltjes
Italian films	403	0,16%	58	0,19%	3	104	Winx Club - Magisch Avontuur 3D
French films	15.278	6,25%	1.986	6,50%	43	644	Intouchables
Spanish films	219	0,09%	32	0,10%	4	25	7 Days in Havana
Danish films	1.855	0,76%	253	0,83%	6	121	Jagten
Swedish films	241	0,10%	38	0,12%	4	32	Simon and the Oaks
Other EU countries	655	0,27%	94	0,31%	18	257	-
Subtotal EU	82.065	33,55%	10.715	35,06%	184	5.061	
American films	158.199	64,68%	19.264	63,04%	154	8.729	The Hobbit: an unexpected Journey (3D)
Australian films	199	0,08%	24	0,08%	2	42	Bait (3D)
Brazilian films	111	0,05%	20	0,07%	2	9	Historias que so exictem quando Lambradas
Hong Kong films	75	0,03%	11	0,04%	1	18	A Simple Life
Indian films	905	0,37%	121	0,40%	30	123	Jab Tak Haj Jaan
Turkish films	1.383	0,57%	160	0,52%	12	129	Feith 1453
Canadian films	775	0,32%	111	0,36%	8	108	Monsieur Lazhar
Norwegian films	305	0,12%	47	0,15%	7	53	Headhunters
Other films	582	0,24%	87	0,28%	6	54	
Subtotal outside of EU	162.534	66,45%	19.845	64,94%	222	9.265	
Total	244.599	100	30.560	100	406	14.326	

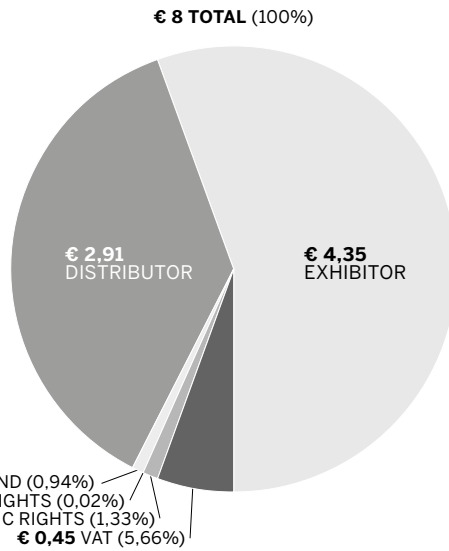
5.6

TICKET PRICE / FILM RENTAL FEE THE NETHERLANDS 2008-2012

key fact
€ 8 AVERAGE TICKET PRICE

The average ticket price increased between 2008 and 2012 with 1 euro to € 8. This significant rise, is partly due to the increasing number of 3D-releases, which are priced higher. The average film rental fee consolidated around 40,05%.

Source: NVB/NVF



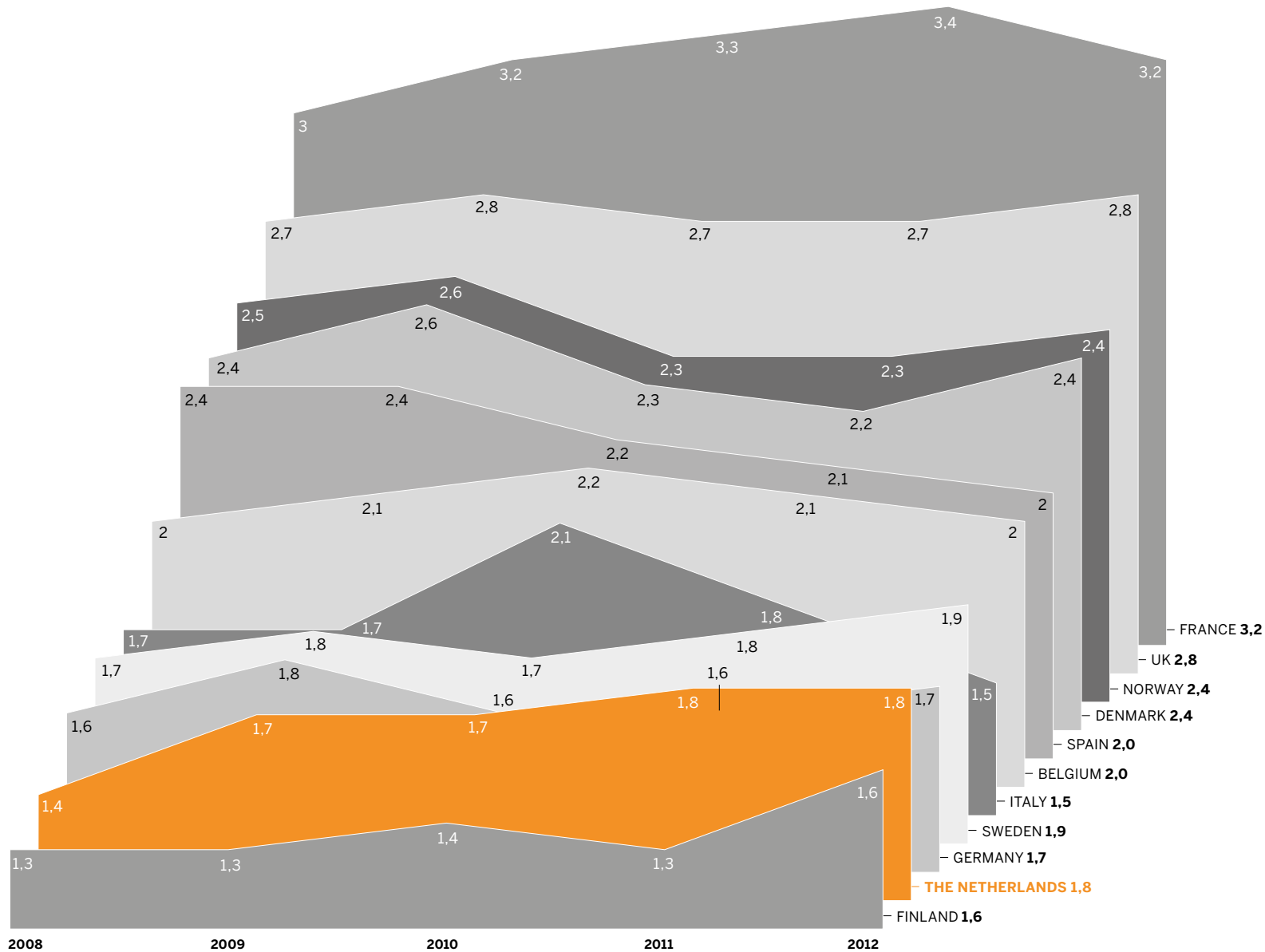
5.7

ADMISSIONS PER CAPITA

key fact
1.8 TIMES PER YEAR DUTCH PEOPLE VISIT A CINEMA

The admissions per capita in 2012 are stable at 1.8. Most other countries increased or consolidated their per capita admissions. The Netherlands continues to see a slow rise of admissions per capita, and is placed above Finland, Italy and Germany. Italy, France and Spain show a drop, other countries an increase in cinema visits.

Source: European Audiovisual Observatory



chapter

6

DVD/BLU RAY/VOD

19

VOD providers
in total

11

open network
VOD providers
see chart 6.4

11.6%

DVD/Blu ray market-
share of Dutch films

€ 7,837,941

DVD/Blu ray turnover of
Dutch films
see chart 6.2

302,542

units € 3,181,339
dvd/blu ray sold of
Winter in Wartime /
Oorlogswinter
see chart 6.1

€ 244.6m

Gross Box Office
(2% increase)

€ 216m

DVD Blu Ray sales (18% decrease)

€ 72m

PPV/VOD turnover (35% increase)

€ 12m

DVD Blu Ray rental
(37% decrease)
see chart 6.3

6.1

TOP DVD/BLU RAY RETAIL SALES¹ DUTCH FEATURE FILMS AND DOCS 2008-2012

key fact

302,542 UNITS € 3,181,339
DVD/BLU RAY SOLD OF *WINTER IN WARTIME / OORLOGSWINTER*

In DVD/Blu ray retail sales Dutch films earned a substantial amount, showing two films *Winter in Wartime* and *Love is All* that both made over 3 million euros over a four year period.

Estimate covering 80% of the Dutch market

1) releases after 01-01-2008

Source: GfK retail & Technology NL

		# units	Gross €	Year of dvd release	last year Position
1	Winter in Wartime / Oorlogswinter	302.542	3.181.339	2009	2
2	Love is All / Alles is Liefde	300.657	3.346.579	2008	1
3	Stricken / Komt een Vrouw bij de Dokter	221.306	2.622.139	2010	3
4	Viper's Nest / Gooische Vrouwen	150.181	2.278.048	2011	5
5	The Storm / De Storm	143.922	1.576.590	2009	4
6	New Kids Turbo!	115.472	1.393.334	2011	6
7	Sonny Boy	107.699	1.085.547	2011	10
8	The Dark House / Terug naar de Kust	99.889	941.466	2010	7
9	The Hell of '63 / De Hel van '63	96.649	797.464	2010	8
10	The Letter for the King / Brief voor de Koning	85.779	871.202	2008	9
11	Bride Flight	80.827	847.019	2009	11
12	Storm Bound / De Scheepjongens van Bontekoe	76.998	786.555	2008	12
13	Frogs and Toads / Kikkerdril	74.049	685.445	2009	13
14	Where is Winky's Horse / Waar is het Paard van Sinterklaas	70.991	740.737	2008	14
15	The Happy Housewife / De Gelukkige Huisvrouw	69.760	540.632	2011	-
16	Timboektoe	64.426	627.651	2008	15
17	Snuf de Hond in Oorlogstijd	64.043	601.950	2008	16
18	The Dinner Club / De Eetclub	62.486	624.448	2011	-
19	Nova Zembla	61.764	726.473	2012	-
20	Het Huis Anubis: het Pad der Zeven Zonden	57.376	676.539	2009	17

6.2

DVD/BLU RAY MARKETSHARE¹ AND TURNOVER DUTCH FEATURE FILMS AND DOCS 2008-2012

key facts

11.6% DVD/BLU RAY MARKET-SHARE OF DUTCH FILMS

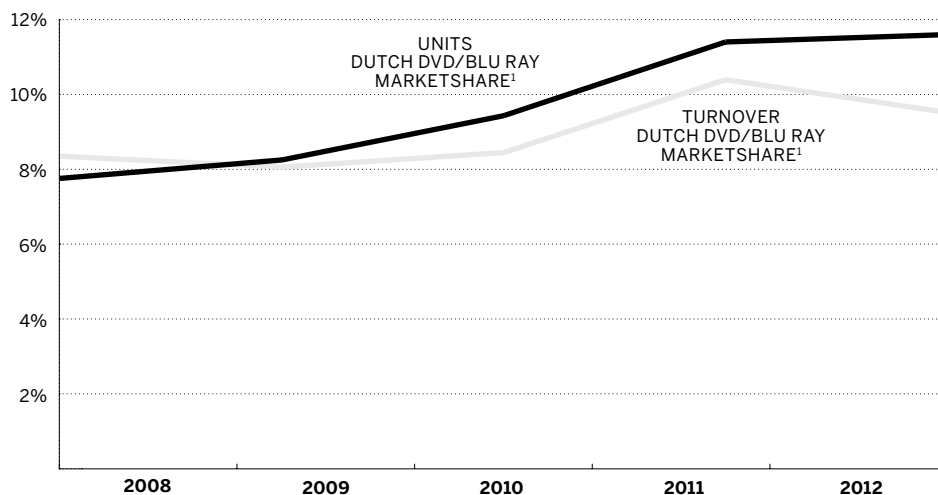
€ 7,837,941 DVD/BLU RAY TURNOVER OF DUTCH FILMS

The drop from 10.4% in 2011 to 9.5% in 2012 is mainly in turnover. In 2012 a total of 962.915 Dutch DVD/Blu rays were sold, considerably less than the number of 1.236.543 in 2011.

1) Dutch features and docs

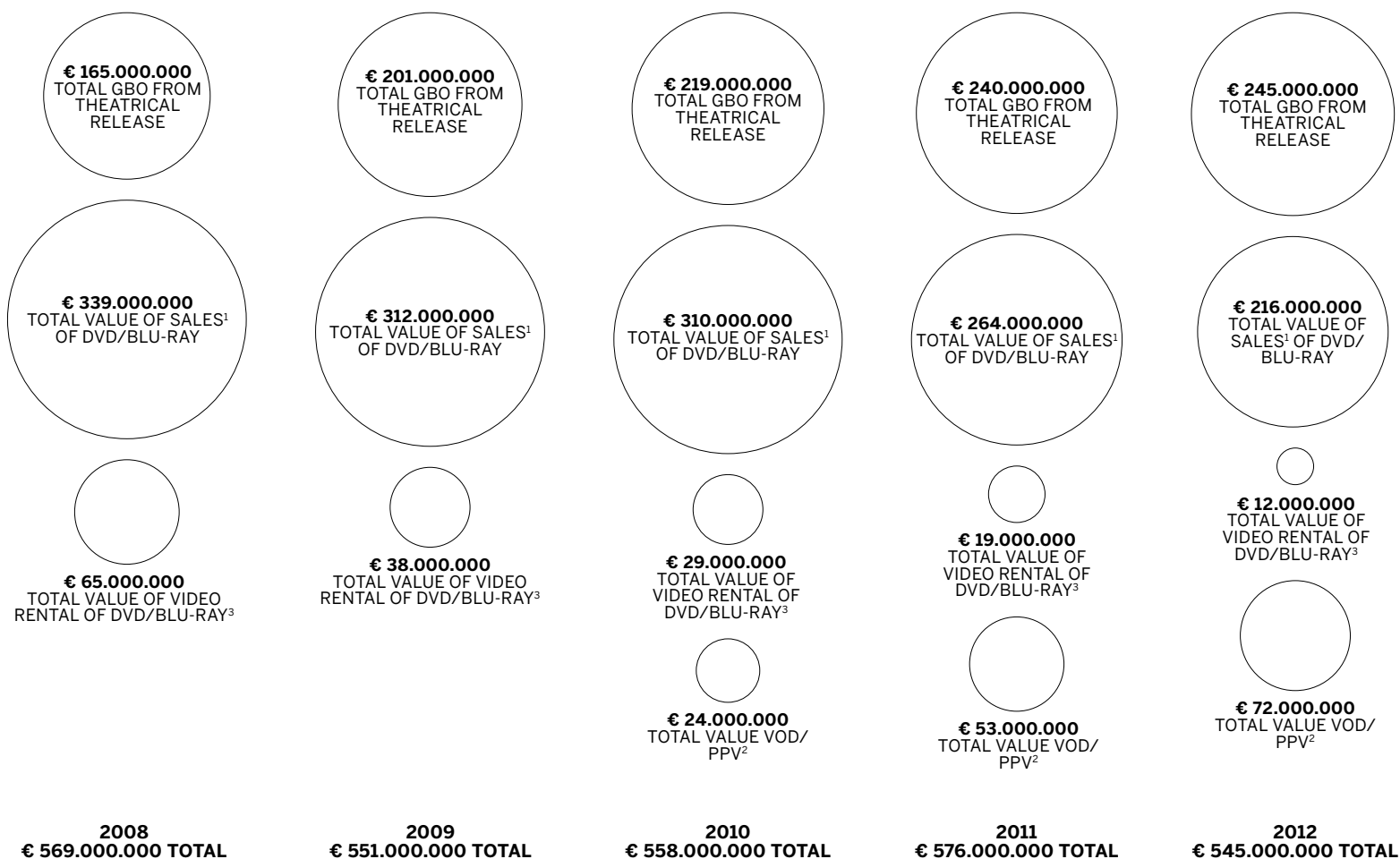
Estimate, covering 80% of the Dutch market

Source: GfK retail & Technology NL



	units	turnover
Dutch DVD/Blu Ray marketshare¹		
2008	7,7%	8,3%
2009	8,2%	8,0%
2010	9,4%	8,4%
2011	11,4%	10,4%
2012	11,6%	9,5%

	units	turnover
Dutch DVD/Blu Ray sales¹		
2008	957.094	10.204.574
2009	991.847	9.412.349
2010	1.004.610	9.276.468
2011	1.236.543	11.048.359
2012	962.915	7.837.941



6.3

BOX OFFICE VERSUS DVD/BLU RAY SALES AND RENTAL

key facts

€ 245M GROSS BOX OFFICE
(2% INCREASE)

€ 216M DVD BLU RAY SALES
(18% DECREASE)

€ 72M PPV/VOD TURNOVER
(35% INCREASE)

€ 12M DVD BLU RAY RENTAL
(37% DECREASE)

Total box-office revenues increased 2% in 2012 to € 245m (2011: € 240m). This was due to an increase in admissions, as well as increased charges applied to 3D releases. The total value of DVD and Blu Ray sales dropped again this year while VOD and PPV are starting to rise. The latter two already amounted to € 72m turnover, an increase of 35%. DVD/Blu Ray sales combined dropped with 18% and DVD/Blu Ray rentals dropped 37%. The difference between the value of non-theatrical turnover (historically much higher than the box office) of € 300m compared to the theatrical turnover of € 245m is decreasing.

1) Source: NVPI Marktinformatie

2) Source: IFTA 2013

3) Source: International Video Federation 2013

Feature films produced, other films released (incl. minority coproductions)
Source: Netherlands Film Fund

6.4

VOD PROVIDERS IN THE NETHERLANDS

key facts
19 VOD PROVIDERS IN TOTAL

11 OPEN NETWORK VOD PROVIDERS

A number of different players, from telecom companies to cable operators and exhibitors started their own VOD service in the Netherlands. The market is still very much in its infancy stage with relatively limited catalogue sizes (between 87 and 5,000) and modest numbers of subscribers.

September 2013 Netflix launched its Dutch VOD service. In September 2013 2.5m out of the 7.3m Dutch households watched video on demand.

- 1) OTT: Over The Top. Access through any broadband connection (ADSL)
 - 2) Pay-per-view: also called TVOD (transactional VOD); Subscription also called SVOD (subscription VOD)
 - 3) Subscription: fixed monthly fee, unlimited viewing
 - 4) Netflix launched in the Netherlands September 2013
 - 5) Films, docs, series (no individual episodes)
- Source: VODNED 2013, Film 1, Market Monitor VOD, European Audio Visual Observatory

	PathéThuis	Videoland	Ximon	Netflix	kijk.nl (SBS)	MovieMax	MeJane	Cinemalink.tv	DirectMovie
Main VOD providers via open internet (OTT¹) Only									
Pay-per-view ²	✓	✓	✓	x	✓	✓	✓	✓	✓
Subscription ³	x	x	✓	✓	x	x	x	x	x
Free	x	x	x	x	x	x	x	x	x
Content									
Films	✓	✓	✓	✓	✓	✓	✓	✓	✓
TV series	x	✓	✓	✓	✓	✓	✓	x	x
Number of available films, series and documentaires ⁵	1.300	1.000	3.700	1.100 ⁴	850	3.500	3.500	700	1.000
Type of content	Hollywood, popular	Hollywood, popular & arthouse	Dutch & arthouse	Hollywood, popular, Dutch	Hollywood, popular	Hollywood, popular & arthouse	Hollywood, popular & arthouse	Arthouse	Hollywood, popular
Available for									
PC/Mac	✓	✓	✓	✓	✓	✓	✓	✓	✓
Tablet	✓	x	✓	✓	x	✓	✓	x	x
Smart TV	✓	✓	✓	✓	x	✓	x	x	x
Game console	✓	x	✓	✓	x	x	x	x	x

	UPC on demand	Ziggo on demand	KPN Interactieve TV	Tele2	Film1	HBO
Main VOD providers via closed network (cable or IPTV) and open internet (OTT)						
Pay-per-view ²	✓	✓	✓	✓	x	x
Subscription ³	x	x	✓	x	✓	✓
Free	x	x	x	x	x	x
Content						
Films	✓	✓	✓	✓	✓	✓
TV series	✓	✓	✓	✓	✓	✓
Number of available films, series and documentaires ⁵	5.000	2.500	4.000	3.500	250	87
Type of content	Hollywood, popular	Hollywood, popular	Hollywood, popular & arthouse	Hollywood, popular & arthouse	Hollywood, popular, Dutch, arthouse	Hollywood, popular
Available for						
PC/Mac	✓	✓	✓	x	✓	✓
Tablet	✓	✓	✓	x	✓	✓
Smart TV	x	x	x	x	x	x
Game console	x	x	✓	x	x	x
Set-top-box	✓	✓	✓	✓	✓	✓



chapter

7
TV

35.4m

viewers of Dutch films
on public and
commercial tv

see chart 7.1

7.1

DUTCH FEATURE FILMS ON PUBLIC AND COMMERCIAL TV CHANNELS 2012 DUTCH FILM FESTIVALS

key fact

35,4M VIEWERS OF DUTCH FILMS ON PUBLIC AND COMMERCIAL TV

Over 35 million viewers (22,7 million in 2011) watched Dutch feature films on public and commercial TV channels with *The Hell Of 63*, *De Hel van 63* attracting a record 2 million. Both public and commercial broadcasters attracted more viewers to Dutch films than in the previous year.

Source: NPO, RTL, SBS, Veronica

channel	date	title	number of viewers x 1000
NL 1	01/02/12	The Hell Of '63 / De Hel van '63	2002
NL 1	01/01/12	The Dark House / Terug naar de Kust	1394
NL 1	26/12/12	Sonny Boy	1145
NL 1	26/04/12	Bloedverwanten	1104
NL 3	24/12/12	Loft	909
NL 3	14/05/12	Manslaughter / Doodslag	830
NL 3	17/11/12	Love Is All / Alles is Liefde	711
NL 3	16/04/12	Cop vs killer	701
NL 3	11/06/12	Loverboy	621
NL 2	06/01/12	One Night Stand	558
NL 2	26/06/12	Broken Moon / De Maan is kapot	513
NL 2	29/09/12	Her Majesty / Majesteit	509
NL 3	30/04/12	Flikken Maastricht Overloper	495
NL 3	23/04/12	Laptop	461
NL 3	21/05/12	Black Out	455
NL 2	25/06/12	Brother / Broer	421
NL 3	07/05/12	Uncle Hank / Oom Henk	414
NL 3	23/06/12	The Preacher / De Dominee	405
NL 2	01/01/12	Yes Nurse! No Nurse! / Ja Zuster, nee Zuster	402
NL 2	05/05/12	Winter In Wartime / Oorlogswinter (mini series)	387
NL 3	27/08/12	Dennis P	371
NL 2	12/05/12	Winter In Wartime / Oorlogswinter (mini series)	344
NL 3	25/08/12	Escort	334
NL 3	15/06/12	The Vanishing / Spoorloos	326
NL 3	05/05/12	Flikken Maastricht Overloper	324
NL 3	11/08/12	Amazones	314
NL 3	11/08/12	Ellis in Glamourland	311
NL 2	04/07/12	Bride Flight (mini series)	310
NL 3	09/06/12	Godforsaken / Van God los	292
NL 2	19/05/12	Winter In Wartime / Oorlogswinter (mini series)	291
NL 3	28/07/12	All Stars	291
NL 2	28/12/12	Urfeld	287
NL 3	14/06/12	Phileine Says Sorry / Phileine zegt sorry	280
NL 2	18/07/12	Bride Flight (mini series)	275
NL 3	02/06/12	Manslaughter / Doodslag	268
NL 2	11/07/12	Bride Flight (mini series)	259
NL 3	08/06/12	Heat Harara / Hitte Harara	252
NL 3	26/05/12	Black out	244
NL 3	15/09/12	Dusk / Schemer	241
NL 3	16/06/12	The Silent Army / Wit Licht	240
NL 3	01/07/12	A Thousand Kisses / Ik omhels je met Duizend Armen	228
NL 3	12/05/12	Uncle Hank / Oom Henk	220
NL 3	10/06/12	Kicks	217
NL 3	08/08/12	Simon	217

channel	date	title	number of viewers x 1000
NL 3	08/09/12	Blood Brothers / Bloedbroeders	212
NL 3	25/08/12	Vox Populi	211
NL 2	26/10/12	Young Kees / Kees de Jongen	210
NL 3	09/06/12	Schnitzel Paradise / Het Schnitzelparadijs	209
NL 2	27/01/12	One Night Stand	208
NL 2	07/09/12	Tirza	205
NL 3	21/06/12	In Real Life / Het Echte Leven	204
NL 2	13/01/12	One Night Stand	201
NL 1	09/04/12	Coach	200
NL 3	24/06/12	Live! / Leef!	195
NL 3	28/06/12	Silent Night / Stille Nacht	195
NL 3	18/08/12	Summer Heat / Zomerhitte	191
NL 2	21/09/12	Shocking Blue	179
NL 2	15/09/12	Qui Vive	178
NL 2	29/06/12	Northern Light / Langer licht	175
NL 2	14/09/12	The Odd One Out / Vreemd Bloed	175
NL 2	04/12/12	Her Majesty / Majesteit	171
NL 3	06/07/12	I love you too / Ik ook van Jou	168
NL 3	08/12/12	Cop VS Killer	162
NL 2	22/09/12	Happy End	158
NL 3	21/04/12	Cop VS Killer	155
NL 2	07/12/12	Bowy Is Inside / Bowy is binnen	150
NL 2	21/12/12	Cabo	150
NL 2	14/12/12	Boy	132
NL 2	05/10/12	Joy	125
NL 2	08/09/12	Leedvermaak	122
NL 3	14/07/12	Security / Sekjoeritie	118
NL 3	28/07/12	06/05	118
NL 3	28/04/12	Laptop	113
NL 3	30/06/12	First Mission	106
NL 3	23/06/12	Wild Mussels / Wilde Mossels	100
NL 3	21/07/12	Win Win	85
NL 2	16/03/12	The Silent Army / Wit Licht	83
NL 2	20/01/12	One Night Stand (50 minute drama)	72
NL 2	30/08/12	One Night Stand (50 minute drama)	24
NL 2	27/07/12	One Night Stand (50 minute drama)	9
Public broadcasters total			26.642
Veronica	05/03/12	Snowfever	179
SBS 6	26/05/12	Zoop In Africa / Zoop in Afrika	26
SBS 6	30/06/12	Chubby Drums / Dik Trom	834
RTL 5	14/01/12	Killer Babes / Moordwijven	592
RTL 5	10/02/12	Gangsterboys	211
RTL 8	06/03/12	Army Brats / Schatjes!	185
RTL 4	07/03/12	The Happy Housewife / De Gelukkige Huisvrouw	1523
RTL 8	13/03/12	Hitting the Fan! / Mama is boos!	140
RTL 4	14/03/12	Stricken / Komt een Vrouw bij de Dokter	880
RTL 7	17/03/12	Amsterdamned	296
RTL 7	06/05/12	Soldier of Orange / Soldaat van Oranje	482
RTL 7	12/06/12	Flodder	323
RTL 7	19/06/12	Flodder Does Manhattan / Flodder in Amerika	354
RTL 7	26/06/12	Flodder 3	591
RTL 8	10/07/12	Ciske The Rat / Ciske de Rat	498
RTL 8	17/07/12	The Good Hope / Op hoop van Zegen	262
RTL 5	05/09/12	Stricken / Komt een Vrouw bij de Dokter	346
RTL 5	05/09/12	Killer Babes / Moordwijven	189
RTL 4	09/09/12	Carlo en Irene en de Parel van de Woestijn	11
RTL 4	16/09/12	Het Geheim van de Zonnestein	32
RTL 5	14/11/12	Full Moon Party / Volle maan	259
RTL 5	14/11/12	Costa!	184
RTL 7	09/12/12	Soldier Of Orange / Soldaat van Oranje	337
Commercial broadcasters total			8.734
Total 2012			35.376

chapter
8
FESTIVALS



766.852

visitors to top 7 Dutch film
festivals

280.000

visitors to the International
Film Festival Rotterdam

see chart 8.1

8.1

NUMBER OF VISITORS TO THE MAIN DUTCH FILM FESTIVALS

key facts

766.852 VISITORS TO TOP 7 DUTCH FILM FESTIVALS

280.000 VISITORS TO THE INTERNATIONAL FILM FESTIVAL ROTTERDAM

The fast growth rate in visitors to Dutch film festival between 2009 and 2011 has stalled. In 2012 the top 7 festivals figure dropped to a level just below 2010: 766,852. The IFFR showed a significant drop in visitors 340,000 to 280,000, but still remains the largest cultural event in the Netherlands. IDFA, Cinekid and LAFF managed to grow.

Source: Netherlands Film Fund

	2009	2010	2011	2012
International Film Festival Rotterdam (IFFR)	341.000	353.000	340.000	280.000
International Documentary Film Festival Amsterdam (IDFA)	165.000	180.000	200.000	208.169
Netherlands Film Festival (NFF)	151.000	154.000	152.000	139.727
Cinekid	17.000	15.000	32.500	55.956
Film by the Sea (FBTS)	43.700	42.350	45.700	45.500
Holland Animation Film Festival (HAFF)	16.000	19.000	21.000	20.000
Latin American Film Festival (LAFF)	12.500	13.600	13.600	17.500
Total	746.200	776.950	804.800	766.852

8.1

DUTCH DOCUMENTARIES, ANIMATION FILMS, EXPERIMENTAL FILMS, FEATURES AND SHORTS AT INTERNATIONAL FESTIVALS

1) Main festivals
Source: Eye International

<i>international/ domestic title</i>	<i>number of selected international festivals (number prizes)</i>	<i>festivals & screenings</i>	<i>awards</i>
Documentary			
900 Days / 900 Dagen	6 (2)	Warsaw International Documentary Film Festival - Planete+Doc / Nyon International Documentary Film Festival - Visions Du Réel / Cluj Transilvania International Film Festival / Prizren International Documentary and Short Film Festival / St. Petersburg International Documentary, Short and Animated Film Festival - Message to Man / Moscow Press Agency Ria Novosti Cinema Hall	Special Mention Magic Hour Award (Warsaw)/ Special Mention Swiss Post in the international Competition for best documentary (Nyon)
Wavumba, They Who Smell Of Fish / Wavumba	5 (1)	Tribeca Film Festival / Nyon International Documentary Film Festival - Visions du Réel / Hamburg International Film Festival / Haifa International Film Festival / Montréal International Documentary World Film Festival - RIDM	Best New Documentary Director Award (\$ 25.000,-) (Tribeca)
Paradiso, An Amsterdam Stage Affair / Paradiso	1 (1)	Jecheon International Music & Film Festival	Grand Prize
I Am A Woman Now	4 (2)	San Francisco LGBT Film Festival - Frameline / Los Angeles LGBT Film Festival - Outfest / Jakarta Q Film Festival / St Petersburg Side by Side Film festival	Special Programming Award for Freedom (LA) / Special Jury Mention for the documentary section (St. Petersburg)
Anton Corbijn: Inside Out	4	Berlin International Film Festival / Leuven International Documentary Film Festival - Docville / Jerusalem Film Festival / Florence International Documentary Film Festival - Dei Popoli	
Life? Or Theatre? / Leven? Of theater?	1	Berkeley The Magnes Collection of Jewish Art and Life	
Shock Head Soul	2	Karlovy Vary International Film Festival / Melbourne International Film Festival	
Gozaran - Time Passing	3	Minneapolis - St.Paul International Film Festival / Vancouver International Film Festival / Museum of Modern Art - Istanbul	
Mussels In Love / L'Amour des Moules	1	Copenhagen Documentary Film Festival - CPH Dox	
One Fine Day	5	Oslo European Documentary Film Festival - Eurodok / Brussel International Millennium Doc Film Fest / Toronto Canadian International Documentary Film Festival - HotDocs / Warsaw International Documentary Film Festival - Planete+ Doc / Seoul Human Rights Film Festival	
Scena del Crimine	1	Prague Human Rights Documentary Film Festival - One World	
Vivan las antipodas	7	Oslo European Documentary Film Festival - Eurodok / Nyon International Documentary Film Festival - Visions du Réel / Trento Film Festival / Leuven International Documentary Film Festival - Docville / Prizren International Documentary and Short Film Festival / Melbourne International Film Festival / Reykjavik International Film Festival	
The sound of the Bandonéon / El sonido del Bandonéon	6	Belgrado Magnificent Seven / Guadalajara International Film Festival / Rio de Janeiro International Women's Film Festival - Femina / Bogota Documentary Festival / Bogota - Beeld voor Beeld / Vancouver International Film Festival / Mannheim-Heidelberg International Film Festival	Special Jury Award of the International Competition (Rio de Janeiro)
Animation			
A Direct Film Farewell	1	Annecy International Animation Film Festival	
Chase 3D	8 (1)	Clermont-Ferrand Short Film Festival / Annecy International Animation Film Festival / Baden International Animation Film Festival - Fantoche / St. Petersburg International Film Festival - Message to Man / Seoul Asiana International Short Film Festival / St. Petersburg International Festival of Animation Arts - Multivision / Berlin International Short Film Festival - Interfilm / Lille Short Film Festival	1st National Prize (Lille)
Farmer Jack / Boer Jansen	12	Zlín International Film Festival for Children and Youth / Euganea Film Festival / Hong Kong Independent Short Film Festival InD_Blue / Rio de Janeiro - Sao Paulo International Animated Film Festival - Anima Mundi / Rimouski International Film Festival - Carrousel / Sofia International Environment Festival / Bern International Short Film Festival - Shnit / Leeds International Film Festival / Queretaro International Animation Film Festival - CutOut Fest / Berlin International Short Film Festival - Interfilm / Seoul Animation Festival - Animpact / Ankara Film Festival - Festival on Wheels	
Deep Shit	2	Rio de Janeiro - Sao Paulo International Animated Film Festival - Anima Mundi / Espinho International Animated Film Festival - Cinanima	
How Dave And Emma Got Pregnant	6	Euganea Film Festival / Rio de Janeiro / Sao Paulo International Animated Film Festival - Anima Mundi / Dublin Animation Film Festival - Blackrock / Queretaro International Animation Film Festival - CutOut Fest / Espinho International Animated Film Festival - Cinanima / Bradford Animation Festival - BAF	

international / domestic title	number of selected international festivals (number prizes)	festivals & screenings	awards
Self Portrait / Zelfportret	4 (1)	Seoul International Cartoon and Animated Film Festival - SICAF / Blackrock Animation Film Festival / Tallinn Animation Film Festival - Animated Dreams / Amiens International Film Festival	Best International Film (Blackrock)
Junkyard	24 (6)	Annecey International Animation Film Festival / Baden International Animation Film Festival - Fantoche / Ottawa International Animation Festival / Syros Island International Animation Festival & Forum - Animasyros 5.0 / Segovia International Animation, 3D and Videogames Market - 3D Wire / Woodstock Film Festival / London BFI International Film Festival / Lille Film Festival - Recontres-audiovisuelles / Wiesbaden International Weekend of Animation / Granada Short Film Festival / Vilnius International Animated Film Festival - Tindirindis / Leeds International Film Festival / Taipei Film Festival - Golden Horse / Bratislava International Film Festival / Berlin International Short Film Festival - Interfilm / Bradford Animation Festival - BAF / Esonne European Film Festival - Cinessonne / Royal Oak Fresh Off The Grill Festival / Paris Carrefour du Cinéma d'Animation / Seoul Animation Festival - Animpact / Leuven International Short Film Festival / Asheville Cinema Festival / South Korea Film Festival / Fargo Film Festival	Nelvana GRAND PRIZE for Best Independent Short Animation Film (Ottawa) / Award for Best Animation (Lille) / Blue Sky Studios Award for Best Studios Award for Best Studios Award for Best Audience Award (Asheville) / Animpact Special Prize (South Korea) / Best Animation Award (Fargo)
Aalterate	6 (1)	Oporto International Film Festival - Fantasporto / Aubagne International Film Festival / Stuttgart festival of Animated Film - Trickfilm / Annecey International Animation Film Festival / St. Petersburg International Festival of Animation Arts - Multivision / Berlin International Short Film Festival - Interfilm	Best Video Art (St. Petersburg)
Ultrakort (short animation)			
Granny Lane	1	Amiens International Film Festival	
Snapshot / Kiekje	1 (1)	St. Petersburg International Festival of Animation Arts - Multivision	Russian KLIK! Award
Experimental film / short documentaries			
Mr & Mrs Gunya	1	Edinburgh International Film Festival	
Deep Red	2	Zürich Experimental Film Festival - VideoEx / Rio de Janeiro International Women's Film Festival - Femina	
We Lived Our Ordinary Lives	2	Paris Festival International d'Art et de Créations Audiovisuelles - Signes de Nuit / Bucharest International Experimental Film Festival BIEFF	
Waiting For P.O. Box	2	Cannes International Film Festival / Dubai International Film Festival	
Into Spring	1	Denver International Film Festival	
Code A1	1	Berlin International Short Film Festival - Interfilm	
Feature¹			
Süskind	3		
Black Out	1		
Cool Kids Don't Cry / Achtste Groepers huilen niet	8 (5)	Toronto International Childrens Film Festival - TIFF Kids	Audience Choice Award / Honourable mention from the TIFF Kids Young People's Jury
Tony 10	18 (1)	Toronto International Childrens Film Festival - TIFF Kids	
Lena	7 (1)	Oporto International Film Festival	Directors Week Best Actress Award - Emma Levie
Nick	2		
Taped	1 (1)	Stony Brook Film Festival (USA)	Best Feature Jury Award
A Good Death / De goede Dood	2		
170 Hz	9 (1)	Giffoni International Film Festival (Italy)	Aluminium Gryphon Cial Award
Plan C	2 (1)	Austin Fantastic Film Festival	Best Screenplay in AMD 'NEXT WAVE' spotlight competition
Hemel	31 (3)	Berlin International Film Festival / Karlovy Vary International Film Festival	Best Film, FIPRESCI jury Award (Berlin)
My Adventures By V. Swchwrn / Mijn Avonturen door V. Swchwrn	7		
Snackbar	16	Berlin International Film Festival	
Kauwboy	49(14)	Berlin International Film Festival	Best First Feature Award / Grand Prix of the Deutsches Kinderhilfswerk (Berlin)
Jackie	3	Toronto International Film Festival	
Fidgety Bram / Brammetje Baas	1	Toronto International Film Festival	
The Zigzag Kid / Nono, het Zigzagkind	1	Toronto International Film Festival	
Silent City	2	San Sebastian International Film Festival	
Domino Effect / Het Domino Effect	2		
Milo	3 (1)	Giffoni International Film Festival (Italy)	CGS Award in the GENERATOR +13 -section
The Nobel Prize Winner / De Nobelprijswinnaar	2		
Somewhere Tonight	1		
Los últimos Cristeros	1		

**KEY
FACTS
2012**

56 FEATURE FILMS
SHOT IN 2012

31 FEATURES SHOT
FULLY IN THE
NETHERLANDS

€ 70.8M
PRODUCTION VALUE
DUTCH FEATURE
RELEASES

€ 38M FUNDING
TO FILMS AND
ACTIVITIES BY THE
NETHERLANDS
FILM FUND

30.6M CINEMA
ADMISSIONS

4.8M CINEMA
ADMISSIONS TO
DUTCH FILM

35.4M VIEWERS
OF DUTCH FILMS
ON PUBLIC AND
COMMERCIAL TV

15.8% MARKET
SHARE 2012 FOR
DUTCH FILMS
(VISITORS)

60% MORE DUTCH
PRINTS RELEASED
IN 2012 COMPARED
TO 2007

€ 245M GROSS
BOX OFFICE
(2% INCREASE)

€ 35.9M BOX OFFICE
DUTCH FILM

€ 216M DVD/BLU
RAY SALES
(18% DECREASE)

€ 72M PPV/VOD
TURNOVER
(35% INCREASE)

€ 12M DVD/BLU
RAY RENTAL
(37% DECREASE)

406 THEATRICAL
RELEASES

51 (8 MINORITY)
DUTCH FEATURE
RELEASES

24 DISTRIBUTORS

256 CINEMAS
(113 ARTHOUSE)

806 SCREENS
(100% DIGITAL)
133,703 SEATS

766,852 VISITORS TO
TOP 7 DUTCH FILM
FESTIVALS

63 DUTCH FILMS
GENERATED 43%
OF THE EUROPEAN
BOX OFFICE IN THE
NETHERLANDS

KAUWBOY
INTERNATIONALLY
MOST SELECTED (49)
AND AWARDED (14)
FEATURE FILM

**THE FAMILY WAY /
ALLES IS FAMILIE**
BEST DUTCH FEATURE
FILM IN DOMESTIC
BOX OFFICE: 646,000
ADMISSIONS



THE NETHERLANDS FILM FUND
PIJNACKERSTRAAT 5
1072 JS AMSTERDAM
THE NETHERLANDS

TELEPHONE +31 20 5707676
E-MAIL INFO@FILMFONDS.NL
WEBSITE WWW.FILMFONDS.NL
NETHERLANDS FILM FUND © 2013

